



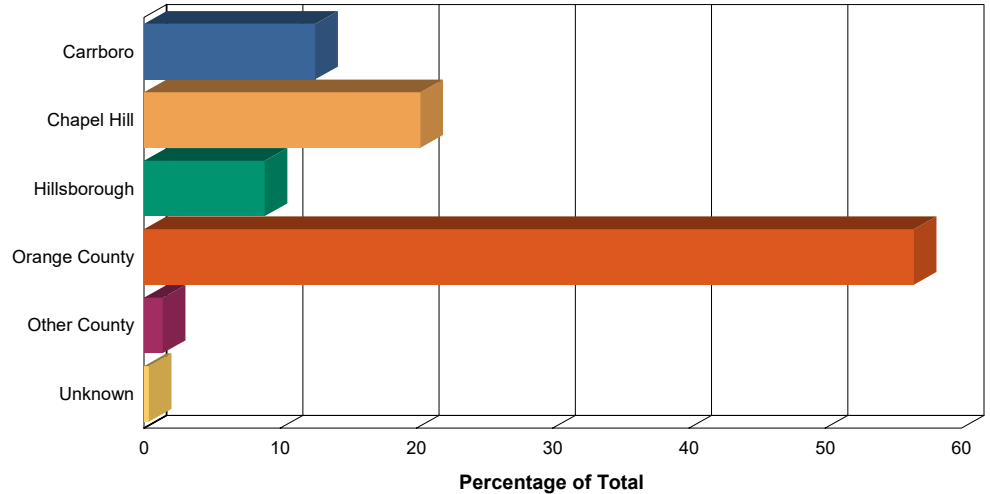
# Animal Services Field Stats

Data Between 01/01/2022 and 12/31/2022

## Field Stats

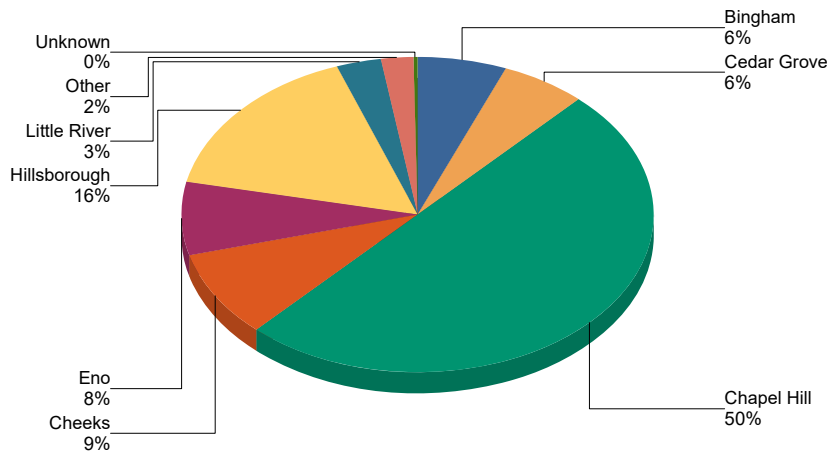
### Animal Control Activities by Jurisdiction

	Total
<b>Carrboro</b>	481 13%
<b>Chapel Hill</b>	776 20%
<b>Hillsborough</b>	339 9%
<b>Orange County</b>	2,161 57%
<b>Other County</b>	53 1%
<b>Unknown</b>	14 0%
<b>Total</b>	<b>3,824</b>



### Activities by Township

	Total
<b>Bingham</b>	231 6.04%
<b>Cedar Grove</b>	227 5.94%
<b>Chapel Hill</b>	1,915 50.08%
<b>Cheeks</b>	332 8.68%
<b>Eno</b>	295 7.71%
<b>Hillsborough</b>	615 16.08%
<b>Little River</b>	114 2.98%
<b>Other</b>	81 2.12%
<b>Unknown</b>	14 0.37%
<b>Total</b>	<b>3,824</b>





# Animal Services Field Stats

Data Between 01/01/2022 and 12/31/2022

Activities by Animal Type	Total
Cat	556 14.54%
DK/GS	2 0.05%
Dog	2,612 68.31%
Fowl	57 1.49%
Livestock	140 3.66%
Other	63 1.65%
Rabies Vectors	287 7.51%
Unknown	5 0.13%
Wildlife	102 2.67%
<b>Total</b>	<b>3,824</b>

Activities by Call Type	Total
Assist	67 1.75%
Bite	877 22.93%
Canvass	224 5.86%
Confiscate	2 0.05%
Cruelty	374 9.78%
Declare	55 1.44%
Exposure	230 6.01%
Kennel	25 0.65%
Lvstk Perm	6 0.16%
Nuisance	590 15.43%
Other	169 4.42%
Owned	67 1.75%
Prot Cust	24 0.63%
Stray	646 16.89%
Tethering	90 2.35%
Trap	153 4.00%
Wildlife	225 5.88%
<b>Total</b>	<b>3,824</b>

\* Vector species include bats, foxes, raccoons, skunks, and coyotes



# Animal Services Field Stats

Data Between 01/01/2022 and 12/31/2022

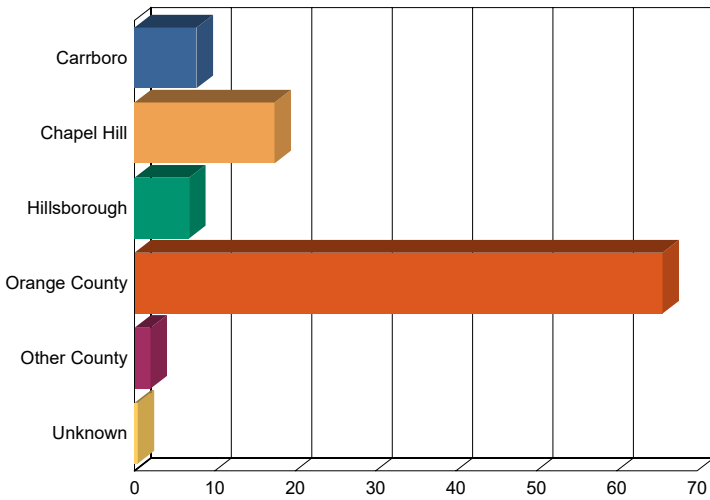
Impounds by Jurisdiction

	Total
<b>Carrboro</b>	58 7.71%
<b>Chapel Hill</b>	131 17.42%
<b>Hillsborough</b>	51 6.78%
<b>Orange County</b>	494 65.69%
<b>Other County</b>	15 1.99%
<b>Unknown</b>	3 0.40%
<b>Total</b>	<b>752</b>

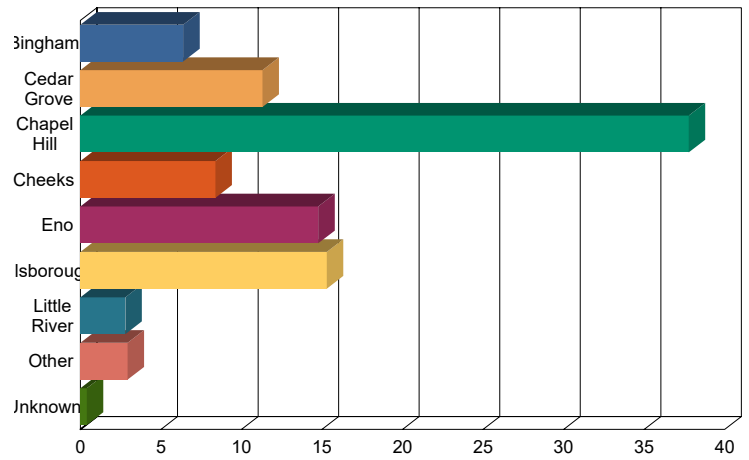
Impounds by Township

	Total
<b>Bingham</b>	48 6.38%
<b>Cedar Grove</b>	85 11.30%
<b>Chapel Hill</b>	284 37.77%
<b>Cheeks</b>	63 8.38%
<b>Eno</b>	111 14.76%
<b>Hillsborough</b>	115 15.29%
<b>Little River</b>	21 2.79%
<b>Other</b>	22 2.93%
<b>Unknown</b>	3 0.40%
<b>Total</b>	<b>752</b>

% Impounds by Jurisdiction



% Impounds by Township (No Municipalities)





# Animal Services Field Stats

Data Between 01/01/2022 and 12/31/2022