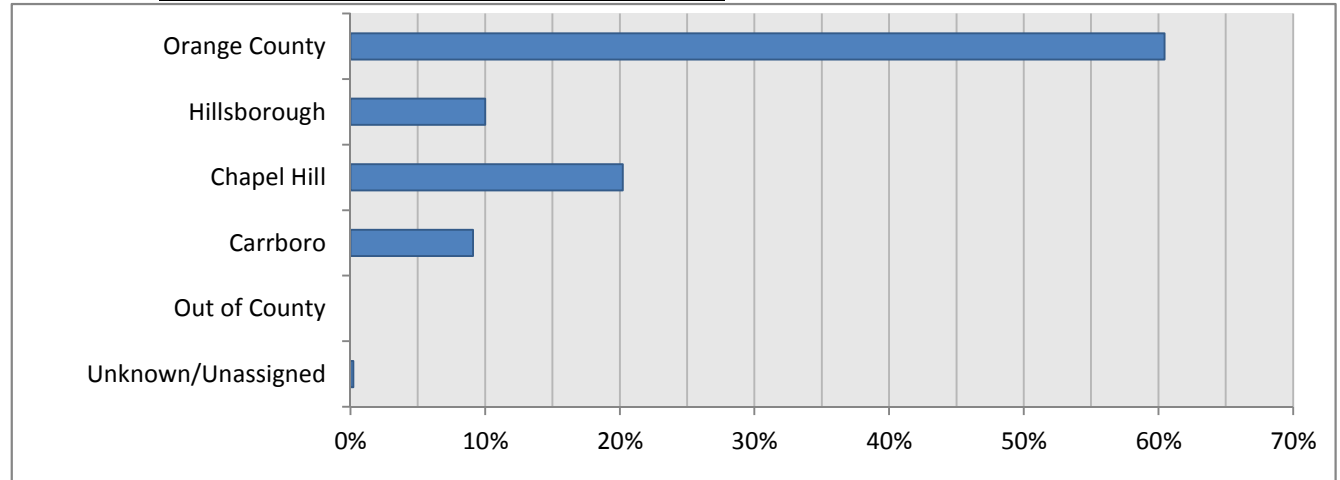


ORANGE COUNTY ANIMAL SERVICES  
FIELD SERVICES REPORT  
OCTOBER 2017

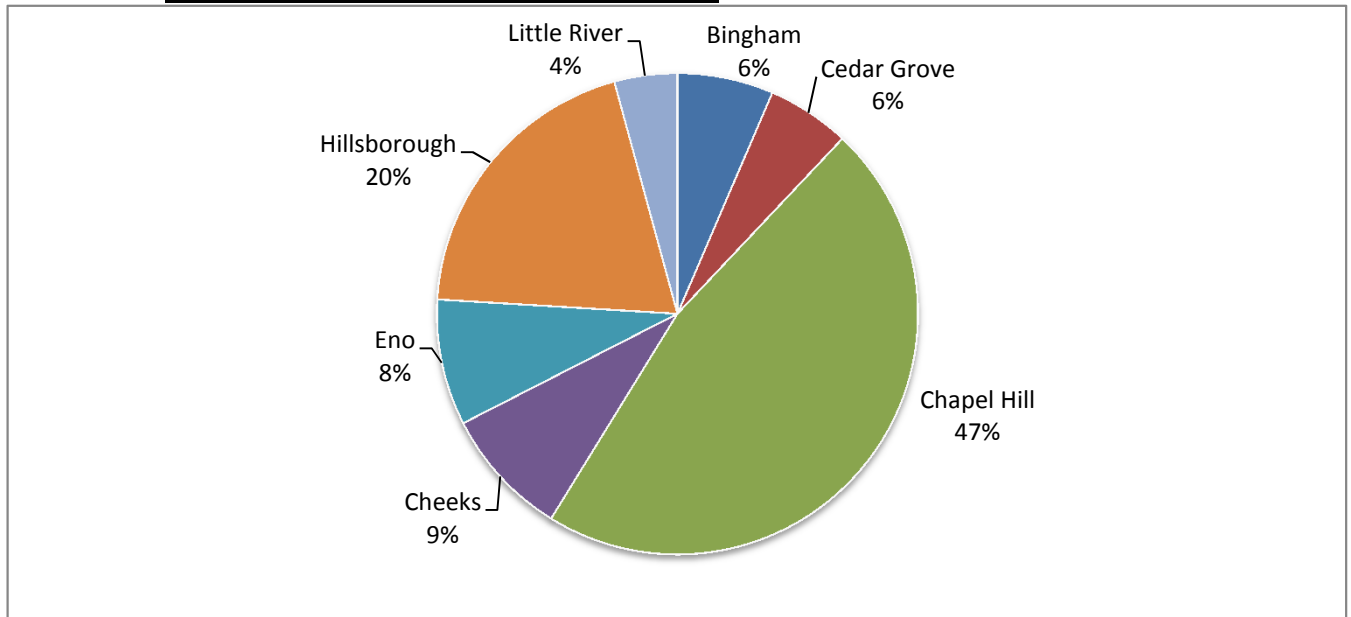
**Animal Control Activities by Jurisdiction**

	Number	Percentage
Carrboro	41	9%
Chapel Hill	91	20%
Hillsborough	45	10%
Orange County	272	60%
Other County	0	0%
Unknown	0	0%
Unassigned	1	0%
<b>Total</b>	<b>450</b>	<b>100%</b>



**Animal Control Activities by Township <sup>1</sup>**

	Number	Percentage
Bingham	29	6%
Cedar Grove	25	6%
Chapel Hill	210	47%
Cheeks	39	9%
Eno	38	8%
Hillsborough	89	20%
Little River	19	4%
<b>Total</b>	<b>449</b>	<b>100%</b>



<sup>1</sup>This only includes activities where the township is known.

### Animal Control Activities by Animal Type

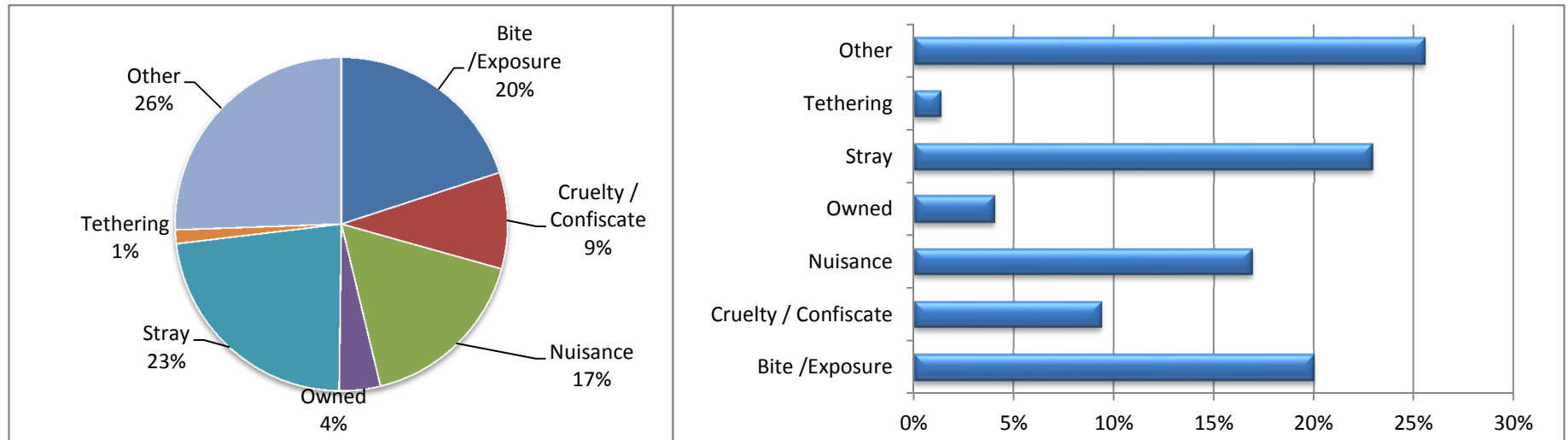
	Number	Percentage
Dog	297	66%
Cat	48	11%
Livestock	19	4%
Fowl	5	1%
Wildlife	17	4%
Other	8	2%
Rabies Vectors <sup>2</sup>	55	12%
<b>Total</b>	<b>449</b>	<b>100%</b>

<sup>2</sup> Vector species include bats, foxes, raccoons, skunks, and coyotes.

### Animal Control Activities by Call Type

	Number	Percentage
<b>Assistance:</b> AC assistance provided to other agencies	8	2%
<b>Bite:</b> Investigations of bites to humans by dogs, cats, ferrets	64	14%
<b>Canvass:</b> AC dissemination of information to the public	15	3%
<b>Confiscate:</b> Animal impounds due to legal order violation, cruelty, investigation	0	0%
<b>Cruelty:</b> Investigations of animal cruelty	42	9%
<b>Exposure:</b> Investigations of animals, people exposed to rabies vector species	26	6%
<b>Kennel:</b> Inspections of permitted kennels in Orange County	1	0%
<b>Nuisance:</b> Investigations of animals creating a public nuisance	76	17%
<b>Other:</b> Activities that do not fall into other categories	42	9%
<b>Owned:</b> Activities related to owned animals (e.g. surrenders)	14	3%
<b>Protective Custody:</b> Animals impounded due to owners inability to provide care	4	1%
<b>Stray:</b> Activities related to stray animals (animals without owners, off property, etc)	89	20%
<b>Tethering:</b> Activities related to a tethered animal	6	1%
<b>Trap:</b> Activities related to the trapping of an animal	14	3%
<b>Wildlife:</b> Activities related to wildlife species	49	11%
<b>Total</b>	<b>450</b>	<b>100%</b>

Note: The figure represented by the number of activities may be greater than the number of requests for field services, as each call may generate multiple responses that are recorded as separate activities.



**Animal Control Impounds by Jurisdiction**

	Number	Percentage
Carrboro	2	4%
Chapel Hill	6	11%
Hillsborough	6	11%
County	39	72%
Out of County	0	0%
Unknown	1	2%
<b>Total</b>	<b>54</b>	<b>100%</b>

**Impounds by Township (Without Municipalities)**

	Number	Percentage		Number	Percentage
Bingham	3	8%	Northern Orange	10	26%
Cedar Grove	7	18%	Central Orange	13	33%
Chapel Hill	13	33%	Southern Orange	16	41%
Cheeks	10	26%			
Eno	1	3%			
Hillsborough	2	5%			
Little River	3	8%			
<b>Total</b>	<b>39</b>	<b>100%</b>			

