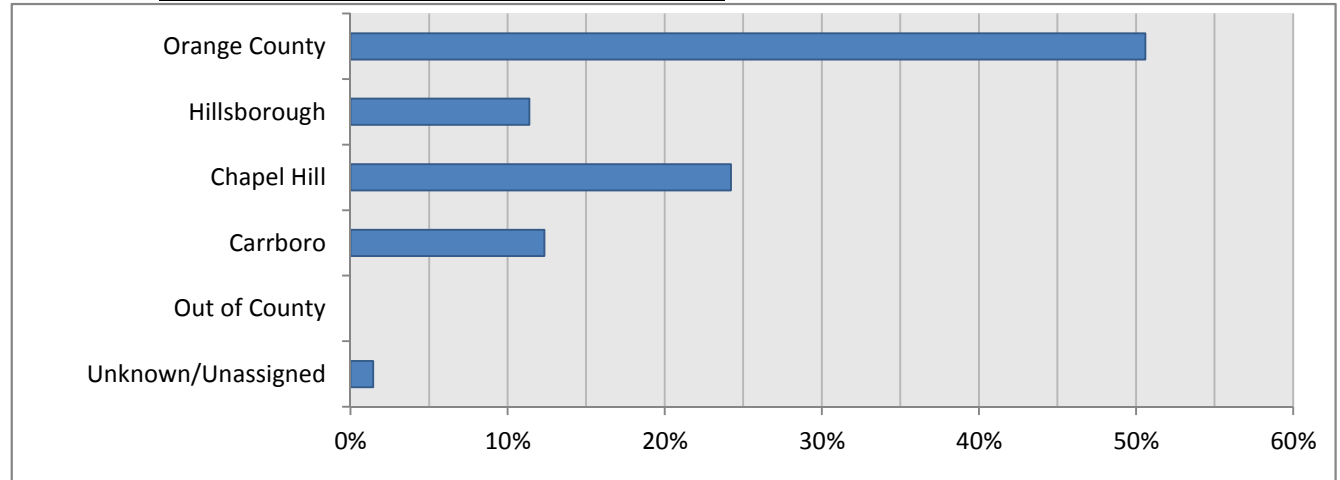


ORANGE COUNTY ANIMAL SERVICES
FIELD SERVICES REPORT
OCTOBER 2016

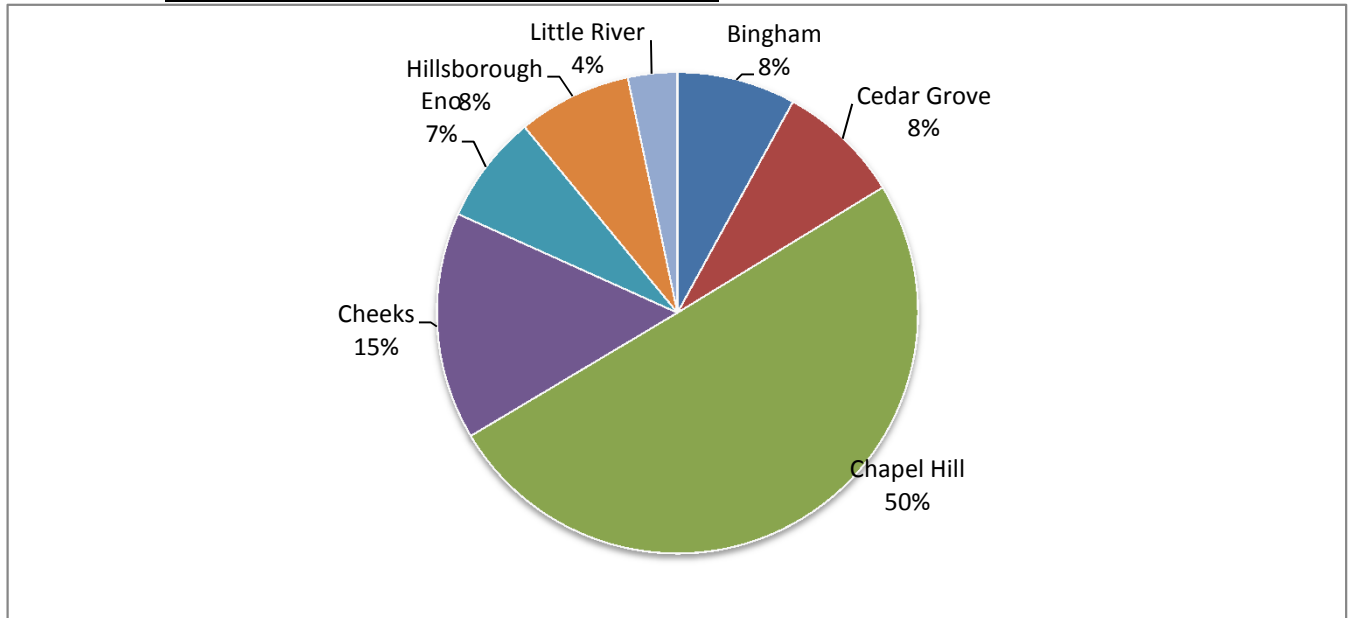
Animal Control Activities by Jurisdiction

	Number	Percentage
Carrboro	51	12%
Chapel Hill	100	24%
Hillsborough	47	11%
Orange County	209	51%
Other County	0	0%
Unknown	0	0%
Unassigned	6	1%
Total	413	100%



Animal Control Activities by Township ¹

	Number	Percentage
Bingham	24	8%
Cedar Grove	25	8%
Chapel Hill	151	50%
Cheeks	46	15%
Eno	22	7%
Hillsborough	23	8%
Little River	10	3%
Total	301	100%



¹This only includes activities where the township is known.

Animal Control Activities by Animal Type

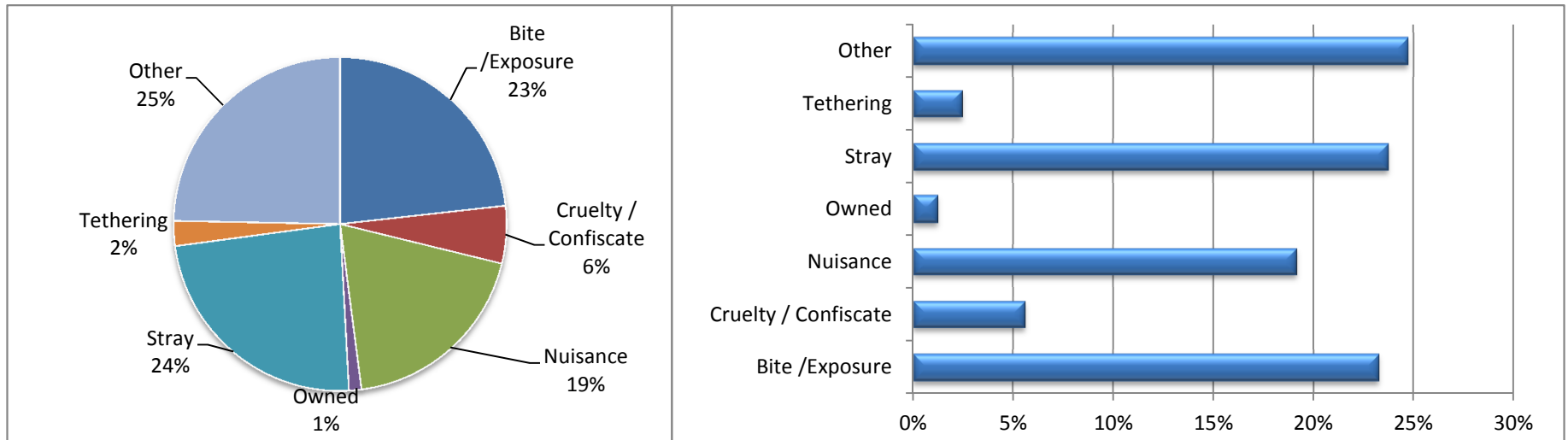
	Number	Percentage
Dog	303	74%
Cat	41	10%
Livestock	17	4%
Fowl	8	2%
Wildlife	22	5%
Other	1	0%
Rabies Vectors ²	15	4%
Total	407	100%

² Vector species include bats, foxes, raccoons, skunks, and coyotes.

Animal Control Activities by Call Type

	Number	Percentage
Assistance: AC assistance provided to other agencies	14	3%
Bite: Investigations of bites to humans by dogs, cats, ferrets	73	18%
Canvass: AC dissemination of information to the public	30	7%
Confiscate: Animal impounds due to legal order violation, cruelty, investigation	1	0%
Cruelty: Investigations of animal cruelty	22	5%
Exposure: Investigations of animals, people exposed to rabies vector species	23	6%
Kennel: Inspections of permitted kennels in Orange County	0	0%
Nuisance: Investigations of animals creating a public nuisance	79	19%
Other: Activities that do not fall into other categories	33	8%
Owned: Activities related to owned animals (e.g. surrenders)	2	0%
Protective Custody: Animals impounded due to owners inability to provide care	3	1%
Stray: Activities related to stray animals (animals without owners, off property, etc)	84	20%
Tethering: Activities related to a tethered animal	10	2%
Trap: Activities related to the trapping of an animal	14	3%
Wildlife: Activities related to wildlife species	25	6%
Total	413	100%

Note: The figure represented by the number of activities may be greater than the number of requests for field services, as each call may generate multiple responses that are recorded as separate activities.



Animal Control Impounds by Jurisdiction

	Number	Percentage
Carrboro	3	4%
Chapel Hill	5	7%
Hillsborough	15	22%
County	44	66%
Out of County	0	0%
Unknown	0	0%
Total	67	100%

Impounds by Township (Without Municipalities)

	Number	Percentage		Number	Percentage
Bingham	5	11%	Northern Orange	10	21%
Cedar Grove	10	21%	Central Orange	28	60%
Chapel Hill	4	9%	Southern Orange	9	19%
Cheeks	14	30%			
Eno	3	6%			
Hillsborough	11	23%			
Little River	0	0%			
Total	47	100%			

