



Animal Services Shelter Stats

Data Between 04/01/2022 and 04/30/2022

Shelter Stats


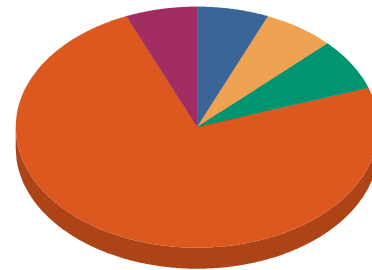
Population

	DOG	CAT	OTHER	Total
Beginning Count	34	25	1	60
Intakes	75	88	8	171
Outcomes	79	58	10	147
Ending Count	30	26	0	56

Intake Breakdown

	Strays	Surrender	Total
Carrboro	9 6.38%	3 10.00%	12 7.02%
Chapel Hill	9 6.38%	9 30.00%	18 10.53%
Hillsborough	10 7.09%	3 10.00%	13 7.60%
Orange County	104 73.76%	15 50.00%	119 69.59%
Other County	9 6.38%	0 0.00%	9 5.26%
Total	141 100%	30 100%	171 100%

Animal Intake



Adoption Returns within 30 days

	DOG	Total
Total	3	3

Status of Animals Returned between 04/01/2022 and 04/30/2022

	DOG	Total
Adoption	2	2
At Shelter	1	1
Total	3	3



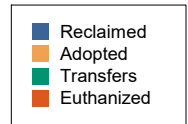
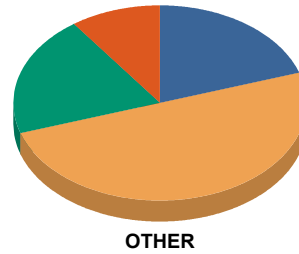
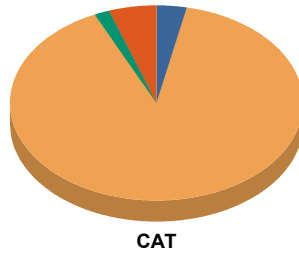
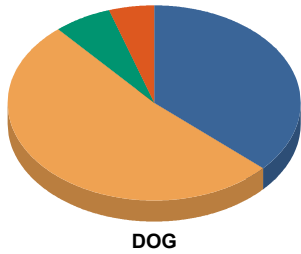
Animal Services Shelter Stats

Data Between 04/01/2022 and 04/30/2022

Total Dispositions of Animals

	DOG	CAT	OTHER	Total
Reclaimed	29 36.71%	2 3.45%	2 20.00%	33 22.45%
Adopted	41 51.90%	52 89.66%	5 50.00%	98 66.67%
Transfers	5 6.33%	1 1.72%	2 20.00%	8 5.44%
Euthanized	4 5.06%	3 5.17%	1 10.00%	8 5.44%
Total	79 100.00%	58 100.00%	10 100.00%	147 100.00%

Animal and Outcome Type





Animal Services Shelter Stats

Data Between 04/01/2022 and 04/30/2022

Euthanasia Breakdown

		DOG	CAT	OTHER	Total
	Behavioral	0 0.00%	1 33.33%	0 0.00%	1 12.50%
	Medical	2 50.00%	1 33.33%	0 0.00%	3 37.50%
	Owner Request	1 25.00%	0 0.00%	0 0.00%	1 12.50%
	At Vet	1 25.00%	1 33.33%	1 100.00%	3 37.50%
	Total	4.00 100%	3.00 100%	1.00 100%	8.00 100%

Adoptable vs Non-Adoptable

	DOG	CAT	OTHER	Total
Non-Adoptable	2	2	0	4
Adoptable *	77	56	10	143
Total Dispositions	79	58	10	147

* Adoptable excludes Surrender for Euth, Feral cats, Died at Shelter, Confiscates, Bite Quarantines, and Rabies Exposures

Live Release of Adoptable & Reclaimed Animals

		DOG	CAT	OTHER	Total
Adoptable	Reclaimed	29	2	2	33
	Adopted	41	52	5	98
	Transfers	5	1	2	8
Total Live Release		75	55	9	139

**** Unadjusted Live Release Rate: 94.6%**

***** Adjusted Live Release Rate: 97.2%**

** Unadjusted Live Release rate is the total number of animals that were adopted, transferred, or returned to their owners out of all animals that left the shelter during a specific time period.

*** Adjusted Live Release Rate is the total number of animals that were adopted, transferred, or returned to their owners out of all animals that left the shelter and were considered adoptable during a specific time period. See adoptable definition under table above.