



Animal Services Shelter Stats

Data Between 03/01/2022 and 03/31/2022

Shelter Stats

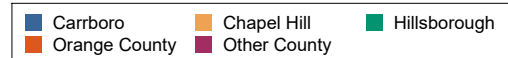
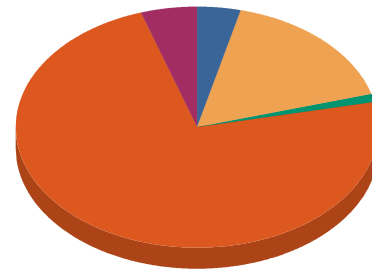
Population

	DOG	CAT	OTHER	Total
Beginning Count	28	34	0	62
Intakes	66	61	14	141
Outcomes	58	50	13	121
Ending Count	34	24	1	59

Intake Breakdown

	Strays	Surrender	Total
Carrboro	4 3.92%	4 10.26%	8 5.67%
Chapel Hill	17 16.67%	13 33.33%	30 21.28%
Hillsborough	1 0.98%	8 20.51%	9 6.38%
Orange County	75 73.53%	14 35.90%	89 63.12%
Other County	5 4.90%	0 0.00%	5 3.55%
Total	102 100%	39 100%	141 100%

Animal Intake



Adoption Returns within 30 days

	DOG	CAT	Total
Total	2	4	6

Status of Animals Returned between 03/01/2022 and 03/31/2022

	DOG	CAT	Total
Adoption	1	3	4
At Shelter	1	0	1
Return to Owner	0	1	1
Total	2	4	6



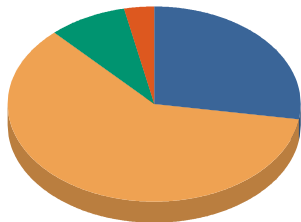
Animal Services Shelter Stats

Data Between 03/01/2022 and 03/31/2022

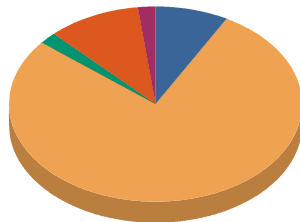
Total Dispositions of Animals

	DOG	CAT	OTHER	Total
Reclaimed	16 27.59%	4 8.16%	9 64.29%	29 23.97%
Adopted	35 60.34%	38 77.55%	4 28.57%	77 63.64%
Transfers	5 8.62%	1 2.04%	1 7.14%	7 5.79%
Euthanized	2 3.45%	5 10.20%	0 0.00%	7 5.79%
Died	0 0.00%	1 2.04%	0 0.00%	1 0.83%
Total	58 100.00%	49 100.00%	14 100.00%	121 100.00%

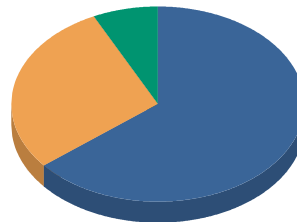
Animal and Outcome Type




DOG



CAT



OTHER





Animal Services Shelter Stats

Data Between 03/01/2022 and 03/31/2022

Euthanasia Breakdown

		DOG	CAT	Total
	Feral	0 0.00%	1 20.00%	1 14.29%
	Medical	2 100.00%	4 80.00%	6 85.71%
	Total	2.00 100%	5.00 100%	7.00 100%

Adoptable vs Non-Adoptable

	DOG	CAT	OTHER	Total
Non-Adoptable	0	2	0	2
Adoptable *	58	47	14	119
Total Dispositions	58	49	14	121

* Adoptable excludes Surrender for Euth, Feral cats, Died at Shelter, Confiscates, Bite Quarantines, and Rabies Exposures

Live Release of Adoptable & Reclaimed Animals

		DOG	CAT	OTHER	Total
Adoptable	Reclaimed	16	4	9	29
	Adopted	35	38	4	77
	Transfers	5	1	1	7
Total Live Release		56	43	14	113

**** Unadjusted Live Release Rate: 93.4%**

***** Adjusted Live Release Rate: 95.0%**

** Unadjusted Live Release rate is the total number of animals that were adopted, transferred, or returned to their owners out of all animals that left the shelter during a specific time period.

*** Adjusted Live Release Rate is the total number of animals that were adopted, transferred, or returned to their owners out of all animals that left the shelter and were considered adoptable during a specific time period. See adoptable definition under table above.