



Animal Services Shelter Stats

Data Between 02/01/2022 and 02/28/2022

Shelter Stats

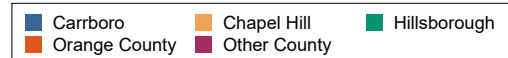
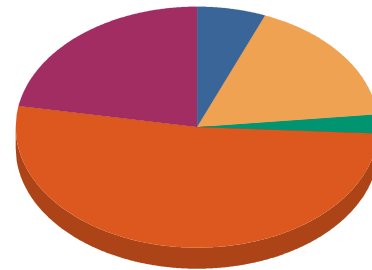
Population

	DOG	CAT	OTHER	Total
Beginning Count	62	56	0	118
Intakes	56	48	6	110
Outcomes	86	70	6	162
Ending Count	32	34	0	66

Intake Breakdown

	Strays	Surrender	Total
Carrboro	5 6.17%	2 6.90%	7 6.36%
Chapel Hill	14 17.28%	10 34.48%	24 21.82%
Hillsborough	2 2.47%	3 10.34%	5 4.55%
Orange County	42 51.85%	14 48.28%	56 50.91%
Other County	18 22.22%	0 0.00%	18 16.36%
Total	81 100%	29 100%	110 100%

Animal Intake



Adoption Returns within 30 days

	DOG	CAT	Total
Total	4	1	5

Status of Animals Returned between 02/01/2022 and 02/28/2022

	DOG	CAT	Total
Adoption	4	3	7
Total	4	3	7



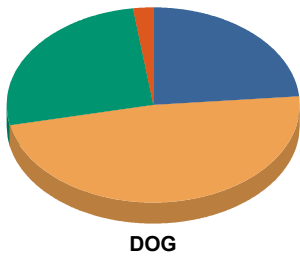
Animal Services Shelter Stats

Data Between 02/01/2022 and 02/28/2022

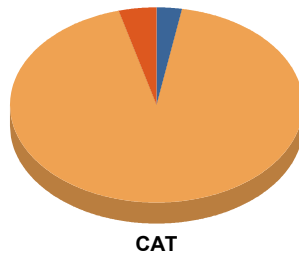
Total Dispositions of Animals

	DOG	CAT	OTHER	Total
Reclaimed	20 23.53%	2 2.86%	2 33.33%	24 14.91%
Adopted	41 48.24%	65 92.86%	0 0.00%	106 65.84%
Transfers	22 25.88%	0 0.00%	4 66.67%	26 16.15%
Euthanized	2 2.35%	3 4.29%	0 0.00%	5 3.11%
Total	85 100.00%	70 100.00%	6 100.00%	161 100.00%

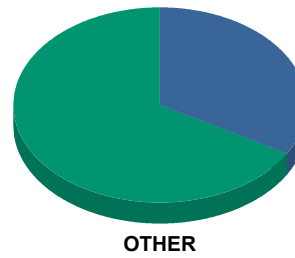
Animal and Outcome Type




DOG



CAT



OTHER





Animal Services Shelter Stats

Data Between 02/01/2022 and 02/28/2022

Euthanasia Breakdown

		DOG	CAT	Total
	Behavioral	1 50.00%	0 0.00%	1 20.00%
	Medical	0 0.00%	3 100.00%	3 60.00%
	Owner Request	1 50.00%	0 0.00%	1 20.00%
	Total	2.00 100%	3.00 100%	5.00 100%

Adoptable vs Non-Adoptable

	DOG	CAT	OTHER	Total
Non-Adoptable	1	0	0	1
Adoptable *	84	70	6	160
Total Dispositions	85	70	6	161

* Adoptable excludes Surrender for Euth, Feral cats, Died at Shelter, Confiscates, Bite Quarantines, and Rabies Exposures

Live Release of Adoptable & Reclaimed Animals

		DOG	CAT	OTHER	Total
Adoptable	Reclaimed	20	2	2	24
	Adopted	41	65	0	106
	Transfers	22	0	4	26
Total Live Release		83	67	6	156

**** Unadjusted Live Release Rate: 96.9%**

***** Adjusted Live Release Rate: 97.5%**

** Unadjusted Live Release rate is the total number of animals that were adopted, transferred, or returned to their owners out of all animals that left the shelter during a specific time period.

*** Adjusted Live Release Rate is the total number of animals that were adopted, transferred, or returned to their owners out of all animals that left the shelter and were considered adoptable during a specific time period. See adoptable definition under table above.