



# Animal Services Shelter Stats

Data Between 01/01/2022 and 01/31/2022

## Shelter Stats


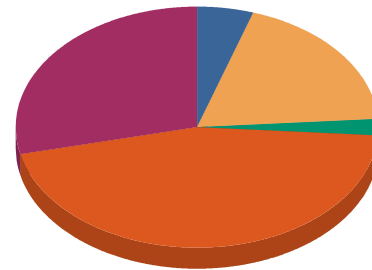
### Population

	DOG	CAT	OTHER	Total
<b>Beginning Count</b>	56	79	9	<b>144</b>
<b>Intakes</b>	55	61	9	<b>125</b>
<b>Outcomes</b>	49	84	18	<b>151</b>
<b>Ending Count</b>	62	56	0	<b>118</b>

### Intake Breakdown

	Strays	Surrender	Total
<b>Carrboro</b>	4 5.00%	3 6.67%	<b>7</b> <b>5.60%</b>
<b>Chapel Hill</b>	15 18.75%	3 6.67%	<b>18</b> <b>14.40%</b>
<b>Hillsborough</b>	2 2.50%	11 24.44%	<b>13</b> <b>10.40%</b>
<b>Orange County</b>	36 45.00%	26 57.78%	<b>62</b> <b>49.60%</b>
<b>Other County</b>	23 28.75%	2 4.44%	<b>25</b> <b>20.00%</b>
<b>Total</b>	<b>80</b> <b>100%</b>	<b>45</b> <b>100%</b>	<b>125</b> <b>100%</b>

### Animal Intake



### Adoption Returns within 30 days

	DOG	CAT	Total
<b>Total</b>	4	2	<b>6</b>

### Status of Animals Returned between 01/01/2022 and 01/31/2022

	DOG	CAT	Total
<b>Adoption</b>	3	2	<b>5</b>
<b>Transfer</b>	1	0	<b>1</b>
<b>Total</b>	<b>4</b>	<b>2</b>	<b>6</b>



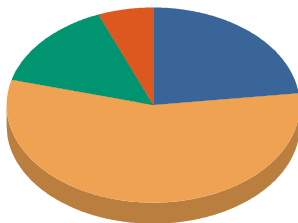
# Animal Services Shelter Stats

Data Between 01/01/2022 and 01/31/2022

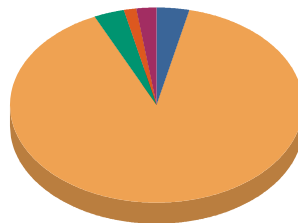
## Total Dispositions of Animals

	DOG	CAT	OTHER	Total
<b>Reclaimed</b>	11 22.92%	3 3.53%	0 0.00%	<b>14</b> <b>9.27%</b>
<b>Adopted</b>	27 56.25%	76 89.41%	1 5.56%	<b>104</b> <b>68.87%</b>
<b>Transfers</b>	7 14.58%	3 3.53%	17 94.44%	<b>27</b> <b>17.88%</b>
<b>Euthanized</b>	3 6.25%	1 1.18%	0 0.00%	<b>4</b> <b>2.65%</b>
<b>Died</b>	0 0.00%	2 2.35%	0 0.00%	<b>2</b> <b>1.32%</b>
<b>Total</b>	<b>48</b> <b>100.00%</b>	<b>85</b> <b>100.00%</b>	<b>18</b> <b>100.00%</b>	<b>151</b> <b>100.00%</b>

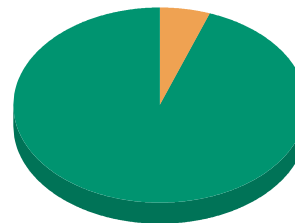
## Animal and Outcome Type




DOG



CAT



OTHER





# Animal Services Shelter Stats

Data Between 01/01/2022 and 01/31/2022

## Euthanasia Breakdown

		DOG	CAT	Total
	<b>Behavioral</b>	3 100.00%	0 0.00%	<b>3</b> <b>75.00%</b>
	<b>Others</b>	0 0.00%	1 100.00%	<b>1</b> <b>25.00%</b>
	<b>Total</b>	<b>3.00</b> <b>100%</b>	<b>1.00</b> <b>100%</b>	<b>4.00</b> <b>100%</b>

## Adoptable vs Non-Adoptable

	DOG	CAT	OTHER	Total
<b>Non-Adoptable</b>	<b>0</b>	<b>2</b>	<b>0</b>	<b>2</b>
<b>Adoptable *</b>	<b>48</b>	<b>83</b>	<b>18</b>	<b>149</b>
<b>Total Dispositions</b>				<b>151</b>

\* Adoptable excludes Surrender for Euth, Feral cats, Died at Shelter, Confiscates, Bite Quarantines, and Rabies Exposures

## Live Release of Adoptable & Reclaimed Animals

		DOG	CAT	OTHER	Total
<b>Adoptable</b>	<b>Reclaimed</b>	11	3	0	<b>14</b>
	<b>Adopted</b>	27	76	1	<b>104</b>
	<b>Transfers</b>	7	3	17	<b>27</b>
<b>Total Live Release</b>		<b>45</b>	<b>82</b>	<b>18</b>	<b>145</b>

**\*\* Unadjusted Live Release Rate: 96.0%**

**\*\*\* Adjusted Live Release Rate: 97.3%**

\*\* Unadjusted Live Release rate is the total number of animals that were adopted, transferred, or returned to their owners out of all animals that left the shelter during a specific time period.

\*\*\* Adjusted Live Release Rate is the total number of animals that were adopted, transferred, or returned to their owners out of all animals that left the shelter and were considered adoptable during a specific time period. See adoptable definition under table above.