



Animal Services Shelter Stats

Data Between 12/01/2021 and 12/31/2021

Shelter Stats

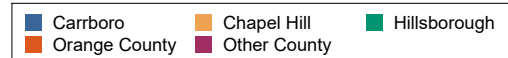
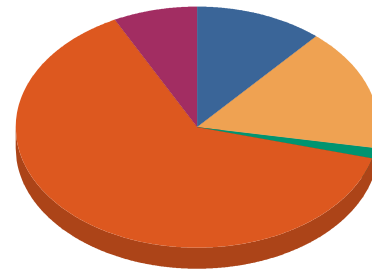
Population

	DOG	CAT	OTHER	Total
Beginning Count	53	126	10	189
Intakes	53	52	7	112
Outcomes	55	95	8	158
Ending Count	51	81	9	141

Intake Breakdown

	Strays	Surrender	Total
Carrboro	9 11.39%	3 9.09%	12 10.71%
Chapel Hill	13 16.46%	5 15.15%	18 16.07%
Hillsborough	1 1.27%	9 27.27%	10 8.93%
Orange County	50 63.29%	14 42.42%	64 57.14%
Other County	6 7.59%	2 6.06%	8 7.14%
Total	79 100%	33 100%	112 100%

Animal Intake



Adoption Returns within 30 days

	DOG	CAT	Total
Total	4	2	6

Status of Animals Returned between 12/01/2021 and 12/31/2021

	DOG	CAT	Total
Adoption	4	2	6
Total	4	2	6



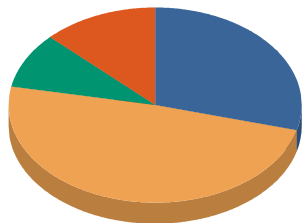
Animal Services Shelter Stats

Data Between 12/01/2021 and 12/31/2021

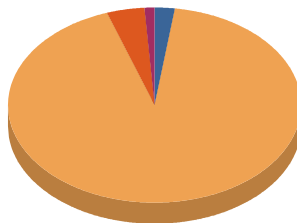
Total Dispositions of Animals

	DOG	CAT	OTHER	Total
Reclaimed	16 29.09%	2 2.11%	0 0.00%	18 11.39%
Adopted	27 49.09%	88 92.63%	8 100.00%	123 77.85%
Transfers	5 9.09%	0 0.00%	0 0.00%	5 3.16%
Euthanized	7 12.73%	4 4.21%	0 0.00%	11 6.96%
Died	0 0.00%	1 1.05%	0 0.00%	1 0.63%
Total	55 100.00%	95 100.00%	8 100.00%	158 100.00%

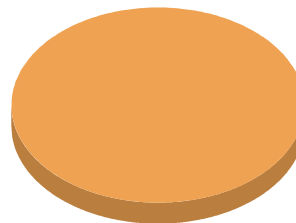
Animal and Outcome Type




DOG



CAT



OTHER





Animal Services Shelter Stats

Data Between 12/01/2021 and 12/31/2021

Euthanasia Breakdown

		DOG	CAT	Total
	Behavioral	2 28.57%	0 0.00%	2 18.18%
	Medical	4 57.14%	4 100.00%	8 72.73%
	Owner Request	1 14.29%	0 0.00%	1 9.09%
	Total	7.00 100%	4.00 100%	11.00 100%

Adoptable vs Non-Adoptable

	DOG	CAT	OTHER	Total
Non-Adoptable	3	1	0	4
Adoptable *	52	94	8	154
Total Dispositions				158

* Adoptable excludes Surrender for Euth, Feral cats, Died at Shelter, Confiscates, Bite Quarantines, and Rabies Exposures

Live Release of Adoptable & Reclaimed Animals

		DOG	CAT	OTHER	Total
Adoptable	Reclaimed	16	2	0	18
	Adopted	27	88	8	123
	Transfers	5	0	0	5
Total Live Release		48	90	8	146

**** Unadjusted Live Release Rate: 92.4%**

***** Adjusted Live Release Rate: 94.8%**

** Unadjusted Live Release rate is the total number of animals that were adopted, transferred, or returned to their owners out of all animals that left the shelter during a specific time period.

*** Adjusted Live Release Rate is the total number of animals that were adopted, transferred, or returned to their owners out of all animals that left the shelter and were considered adoptable during a specific time period. See adoptable definition under table above.