



Animal Services Shelter Stats

Data Between 01/01/2021 and 12/31/2021

Shelter Stats

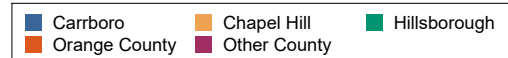
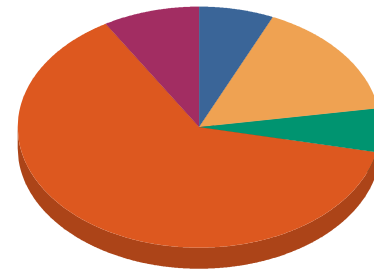
Population

	DOG	CAT	OTHER	Total
Beginning Count	34	92	10	136
Intakes	800	1,098	115	2,013
Outcomes	780	1,094	123	1,997
Ending Count	51	81	9	141

Intake Breakdown

	Strays	Surrender	Total
Carrboro	98 6.59%	68 12.90%	166 8.25%
Chapel Hill	236 15.88%	103 19.54%	339 16.84%
Hillsborough	88 5.92%	44 8.35%	132 6.56%
Orange County	935 62.92%	284 53.89%	1,219 60.56%
Other County	129 8.68%	28 5.31%	157 7.80%
Total	1,486 100%	527 100%	2,013 100%

Animal Intake



Adoption Returns within 30 days

	DOG	CAT	Total
Total	53	33	86

Status of Animals Returned between 01/01/2021 and 12/31/2021

	DOG	CAT	Total
Adoption	44	33	77
Euthanasia	1	0	1
Transfer	8	0	8
Total	53	33	86



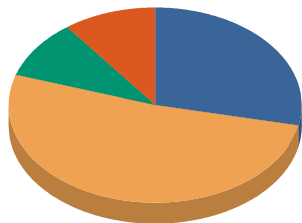
Animal Services Shelter Stats

Data Between 01/01/2021 and 12/31/2021

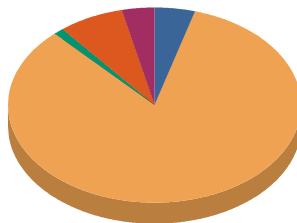
Total Dispositions of Animals

	DOG	CAT	OTHER	Total
Reclaimed	222 28.46%	49 4.48%	2 1.63%	273 13.67%
Adopted	403 51.67%	915 83.64%	65 52.85%	1,383 69.25%
Transfers	74 9.49%	12 1.10%	48 39.02%	134 6.71%
Euthanized	80 10.26%	78 7.13%	8 6.50%	166 8.31%
Died	1 0.13%	40 3.66%	0 0.00%	41 2.05%
Total	780 100.00%	1,094 100.00%	123 100.00%	1,997 100.00%

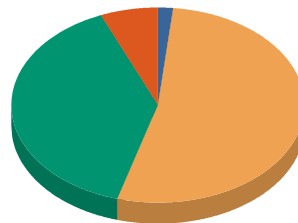
Animal and Outcome Type



DOG



CAT



OTHER





Animal Services Shelter Stats

Data Between 01/01/2021 and 12/31/2021

Euthanasia Breakdown

		DOG	CAT	OTHER	Total
	Behavioral	35 43.75%	7 8.97%	0 0.00%	42 25.30%
	Feral	0 0.00%	31 39.74%	0 0.00%	31 18.67%
	Medical	17 21.25%	35 44.87%	7 87.50%	59 35.54%
	Owner Request	12 15.00%	1 1.28%	0 0.00%	13 7.83%
	Test	0 0.00%	1 1.28%	1 12.50%	2 1.20%
	Others	16 20.00%	3 3.85%	0 0.00%	19 11.45%
	Total	80.00 100%	78.00 100%	8.00 100%	166.00 100%

Adoptable vs Non-Adoptable

	DOG	CAT	OTHER	Total
Non-Adoptable	28	83	1	112
Adoptable *	752	1,011	122	1,885
Total Dispositions				1,997

* Adoptable excludes Surrender for Euth, Feral cats, Died at Shelter, Confiscates, Bite Quarantines, and Rabies Exposures

Live Release of Adoptable & Reclaimed Animals

		DOG	CAT	OTHER	Total
Adoptable	Reclaimed	222	49	2	273
	Adopted	403	915	65	1,383
	Transfers	74	12	48	134
Total Live Release		699	976	115	1,790

**** Unadjusted Live Release Rate: 89.6%**

***** Adjusted Live Release Rate: 95.0%**

** Unadjusted Live Release rate is the total number of animals that were adopted, transferred, or returned to their owners out of all animals that left the shelter during a specific time period.

*** Adjusted Live Release Rate is the total number of animals that were adopted, transferred, or returned to their owners out of all animals that left the shelter and were considered adoptable during a specific time period. See adoptable definition under table above.