



Animal Services Shelter Stats

Data Between 11/01/2021 and 11/30/2021

Shelter Stats


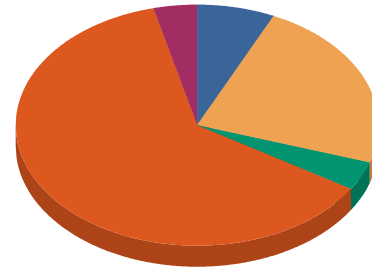
Population

	DOG	CAT	OTHER	Total
Beginning Count	53	150	7	210
Intakes	64	65	10	139
Outcomes	64	89	7	160
Ending Count	53	126	10	189

Intake Breakdown

	Strays	Surrender	Total
Carrboro	7 7.00%	9 23.08%	16 11.51%
Chapel Hill	23 23.00%	7 17.95%	30 21.58%
Hillsborough	4 4.00%	3 7.69%	7 5.04%
Orange County	62 62.00%	16 41.03%	78 56.12%
Other County	4 4.00%	4 10.26%	8 5.76%
Total	100 100%	39 100%	139 100%

Animal Intake



Adoption Returns within 30 days

	DOG	CAT	Total
Total	2	1	3

Status of Animals Returned between 11/01/2021 and 11/30/2021

	DOG	CAT	Total
Adoption	1	1	2
At Shelter	1	0	1
Total	2	1	3




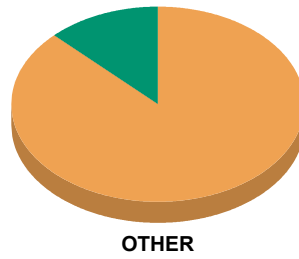
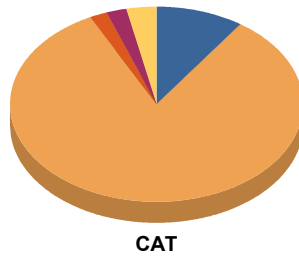
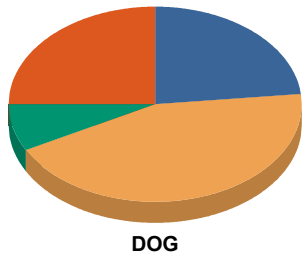
Animal Services Shelter Stats

Data Between 11/01/2021 and 11/30/2021

Total Dispositions of Animals

	DOG	CAT	OTHER	Total
Reclaimed	15 23.44%	9 9.78%	0 0.00%	24 14.63%
Adopted	28 43.75%	76 82.61%	7 87.50%	111 67.68%
Transfers	5 7.81%	0 0.00%	1 12.50%	6 3.66%
Euthanized	16 25.00%	2 2.17%	0 0.00%	18 10.98%
Died	0 0.00%	2 2.17%	0 0.00%	2 1.22%
Others	0 0.00%	3 3.26%	0 0.00%	3 1.83%
Total	64 100.00%	92 100.00%	8 100.00%	164 100.00%

Animal and Outcome Type





Animal Services Shelter Stats

Data Between 11/01/2021 and 11/30/2021

Euthanasia Breakdown

		DOG	CAT	Total
	Behavioral	1 6.25%	0 0.00%	1 5.56%
	Medical	1 6.25%	2 100.00%	3 16.67%
	Owner Request	1 6.25%	0 0.00%	1 5.56%
	Others	13 81.25%	0 0.00%	13 72.22%
	Total	16.00 100%	2.00 100%	18.00 100%

Adoptable vs Non-Adoptable

	DOG	CAT	OTHER	Total
Non-Adoptable	3	2	0	5
Adoptable *	61	90	8	159
Total Dispositions				164

* Adoptable excludes Surrender for Euth, Feral cats, Died at Shelter, Confiscates, Bite Quarantines, and Rabies Exposures

Live Release of Adoptable & Reclaimed Animals

		DOG	CAT	OTHER	Total
Adoptable	Reclaimed	15	9	0	24
	Adopted	28	76	7	111
	Transfers	5	0	1	6
Total Live Release		48	85	8	141

**** Unadjusted Live Release Rate: 86.0%**

***** Adjusted Live Release Rate: 88.7%**

** Unadjusted Live Release rate is the total number of animals that were adopted, transferred, or returned to their owners out of all animals that left the shelter during a specific time period.

*** Adjusted Live Release Rate is the total number of animals that were adopted, transferred, or returned to their owners out of all animals that left the shelter and were considered adoptable during a specific time period. See adoptable definition under table above.