



Animal Services Shelter Stats

Data Between 10/01/2021 and 10/31/2021

Shelter Stats

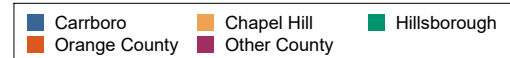
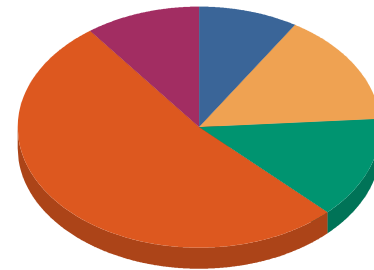
Population

	DOG	CAT	OTHER	Total
Beginning Count	68	154	14	236
Intakes	65	99	11	175
Outcomes	75	94	18	187
Ending Count	58	159	7	224

Intake Breakdown

	Strays	Surrender	Total
Carrboro	11 8.80%	8 16.00%	19 10.86%
Chapel Hill	19 15.20%	11 22.00%	30 17.14%
Hillsborough	17 13.60%	4 8.00%	21 12.00%
Orange County	65 52.00%	21 42.00%	86 49.14%
Other County	13 10.40%	6 12.00%	19 10.86%
Total	125 100%	50 100%	175 100%

Animal Intake



Adoption Returns within 30 days

	DOG	CAT	Total
Total	4	3	7

Status of Animals Returned between 10/01/2021 and 10/31/2021

	DOG	CAT	Total
Adoption	2	2	4
At Shelter	2	1	3
Total	4	3	7



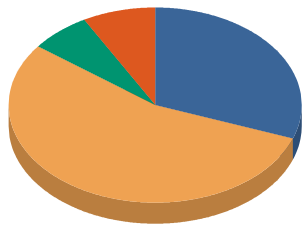
Animal Services Shelter Stats

Data Between 10/01/2021 and 10/31/2021

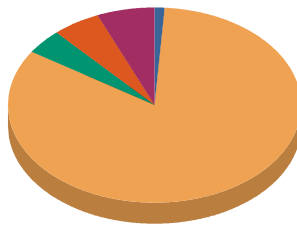
Total Dispositions of Animals

	DOG	CAT	OTHER	Total
Reclaimed	23 30.67%	1 1.06%	0 0.00%	24 12.70%
Adopted	41 54.67%	78 82.98%	11 55.00%	130 68.78%
Transfers	5 6.67%	4 4.26%	9 45.00%	18 9.52%
Euthanized	6 8.00%	5 5.32%	0 0.00%	11 5.82%
Died	0 0.00%	6 6.38%	0 0.00%	6 3.17%
Total	75 100.00%	94 100.00%	20 100.00%	189 100.00%

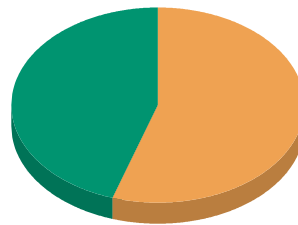
Animal and Outcome Type




DOG



CAT



OTHER





Animal Services Shelter Stats

Data Between 10/01/2021 and 10/31/2021

Euthanasia Breakdown

		DOG	CAT	Total
	Behavioral	3 50.00%	0 0.00%	3 27.27%
	Medical	2 33.33%	3 60.00%	5 45.45%
	Owner Request	1 16.67%	0 0.00%	1 9.09%
	Others	0 0.00%	2 40.00%	2 18.18%
	Total	6.00 100%	5.00 100%	11.00 100%

Adoptable vs Non-Adoptable

	DOG	CAT	OTHER	Total
Non-Adoptable	1	7	0	8
Adoptable *	74	87	20	181
Total Dispositions				189

* Adoptable excludes Surrender for Euth, Feral cats, Died at Shelter, Confiscates, Bite Quarantines, and Rabies Exposures

Live Release of Adoptable & Reclaimed Animals

		DOG	CAT	OTHER	Total
Adoptable	Reclaimed	23	1	0	24
	Adopted	41	78	11	130
	Transfers	5	4	9	18
Total Live Release		69	83	20	172

**** Unadjusted Live Release Rate: 91.0%**

***** Adjusted Live Release Rate: 95.0%**

** Unadjusted Live Release rate is the total number of animals that were adopted, transferred, or returned to their owners out of all animals that left the shelter during a specific time period.

*** Adjusted Live Release Rate is the total number of animals that were adopted, transferred, or returned to their owners out of all animals that left the shelter and were considered adoptable during a specific time period. See adoptable definition under table above.