



Animal Services Shelter Stats

Data Between 07/01/2021 and 07/31/2021

Shelter Stats

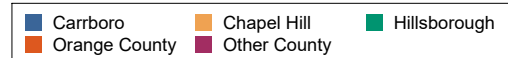
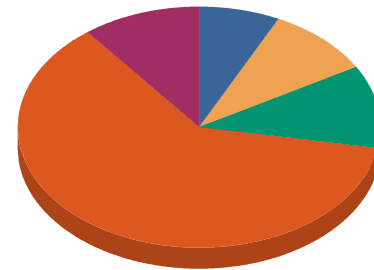
Population

	DOG	CAT	OTHER	Total
Beginning Count	41	280	3	324
Intakes	107	107	1	215
Outcomes	87	110	4	201
Ending Count	61	277	0	338

Intake Breakdown

	Strays	Surrender	Total
Carrboro	11 7.28%	7 10.94%	18 8.37%
Chapel Hill	14 9.27%	14 21.88%	28 13.02%
Hillsborough	17 11.26%	3 4.69%	20 9.30%
Orange County	93 61.59%	37 57.81%	130 60.47%
Other County	16 10.60%	3 4.69%	19 8.84%
Total	151 100%	64 100%	215 100%

Animal Intake



Adoption Returns within 30 days

	DOG	CAT	Total
Total	7	4	11

Status of Animals Returned between 07/01/2021 and 07/31/2021

	DOG	CAT	Total
Adoption	6	3	9
At Shelter	0	1	1
Transfer	1	0	1
Total	7	4	11



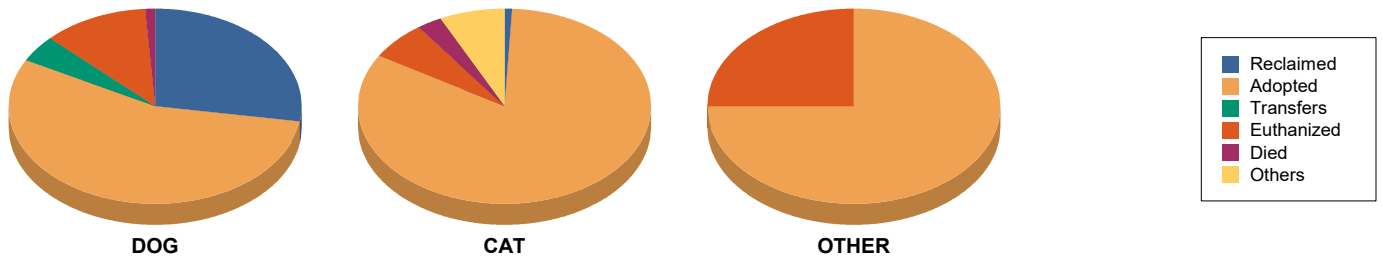
Animal Services Shelter Stats

Data Between 07/01/2021 and 07/31/2021

Total Dispositions of Animals

	DOG	CAT	OTHER	Total
Reclaimed	24 27.59%	1 0.91%	0 0.00%	25 12.44%
Adopted	48 55.17%	91 82.73%	3 75.00%	142 70.65%
Transfers	4 4.60%	0 0.00%	0 0.00%	4 1.99%
Euthanized	10 11.49%	7 6.36%	1 25.00%	18 8.96%
Died	1 1.15%	3 2.73%	0 0.00%	4 1.99%
Others	0 0.00%	8 7.27%	0 0.00%	8 3.98%
Total	87 100.00%	110 100.00%	4 100.00%	201 100.00%

Animal and Outcome Type





Animal Services Shelter Stats

Data Between 07/01/2021 and 07/31/2021

Euthanasia Breakdown

		DOG	CAT	OTHER	Total
	Behavioral	9 90.00%	1 14.29%	0 0.00%	10 55.56%
	Medical	1 10.00%	6 85.71%	1 100.00%	8 44.44%
	Total	10.00 100%	7.00 100%	1.00 100%	18.00 100%

Adoptable vs Non-Adoptable

	DOG	CAT	OTHER	Total
Non-Adoptable	4	6	0	10
Adoptable *	83	104	4	191
Total Dispositions				201

* Adoptable excludes Surrender for Euth, Feral cats, Died at Shelter, Confiscates, Bite Quarantines, and Rabies Exposures

Live Release of Adoptable & Reclaimed Animals

		DOG	CAT	OTHER	Total
Adoptable	Reclaimed	24	1	0	25
	Adopted	48	91	3	142
	Transfers	4	0	0	4
Total Live Release		76	92	3	171

**** Unadjusted Live Release Rate: 85.1%**

***** Adjusted Live Release Rate: 89.5%**

** Unadjusted Live Release rate is the total number of animals that were adopted, transferred, or returned to their owners out of all animals that left the shelter during a specific time period.

*** Adjusted Live Release Rate is the total number of animals that were adopted, transferred, or returned to their owners out of all animals that left the shelter and were considered adoptable during a specific time period. See adoptable definition under table above.