



Animal Services Shelter Stats

Data Between 05/01/2021 and 05/31/2021

Shelter Stats

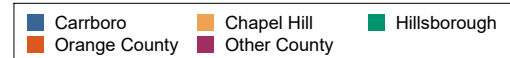
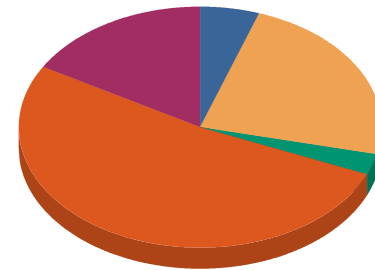
Population

	DOG	CAT	OTHER	Total
Beginning Count	40	122	8	170
Intakes	60	150	7	217
Outcomes	60	23	3	86
Ending Count	40	249	12	301

Intake Breakdown

	Strays	Surrender	Total
Carrboro	9 5.14%	3 7.14%	12 5.53%
Chapel Hill	41 23.43%	7 16.67%	48 22.12%
Hillsborough	5 2.86%	2 4.76%	7 3.23%
Orange County	91 52.00%	30 71.43%	121 55.76%
Other County	29 16.57%	0 0.00%	29 13.36%
Total	175 100%	42 100%	217 100%

Animal Intake



Adoption Returns within 30 days

	DOG	CAT	Total
Total	3	2	5

Status of Animals Returned between 05/01/2021 and 05/31/2021

	DOG	CAT	Total
Adoption	1	1	2
At Shelter	1	1	2
Transfer	1	0	1
Total	3	2	5



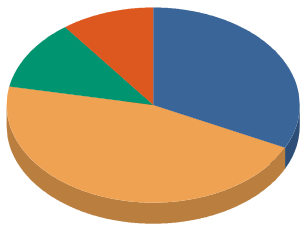
Animal Services Shelter Stats

Data Between 05/01/2021 and 05/31/2021

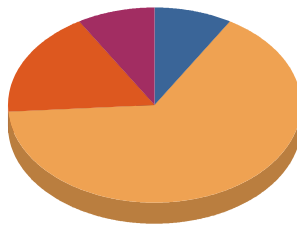
Total Dispositions of Animals

	DOG	CAT	OTHER	Total
Reclaimed	19 32.20%	2 8.70%	0 0.00%	21 24.71%
Adopted	27 45.76%	15 65.22%	1 33.33%	43 50.59%
Transfers	7 11.86%	0 0.00%	2 66.67%	9 10.59%
Euthanized	6 10.17%	4 17.39%	0 0.00%	10 11.76%
Died	0 0.00%	2 8.70%	0 0.00%	2 2.35%
Total	59 100.00%	23 100.00%	3 100.00%	85 100.00%

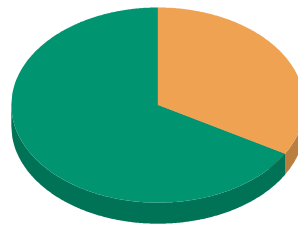
Animal and Outcome Type




DOG



CAT



OTHER





Animal Services Shelter Stats

Data Between 05/01/2021 and 05/31/2021

Euthanasia Breakdown

		DOG	CAT	Total
	Behavioral	3 50.00%	0 0.00%	3 30.00%
	Medical	3 50.00%	3 75.00%	6 60.00%
	Test	0 0.00%	1 25.00%	1 10.00%
	Total	6.00 100%	4.00 100%	10.00 100%

Adoptable vs Non-Adoptable

	DOG	CAT	OTHER	Total
Non-Adoptable	4	3	0	7
Adoptable *	55	20	3	78
Total Dispositions				85

* Adoptable excludes Surrender for Euth, Feral cats, Died at Shelter, Confiscates, Bite Quarantines, and Rabies Exposures

Live Release of Adoptable & Reclaimed Animals

		DOG	CAT	OTHER	Total
Adoptable	Reclaimed	19	2	0	21
	Adopted	27	15	1	43
	Transfers	7	0	2	9
Total Live Release		53	17	3	73

**** Unadjusted Live Release Rate: 85.9%**

***** Adjusted Live Release Rate: 93.6%**

** Unadjusted Live Release rate is the total number of animals that were adopted, transferred, or returned to their owners out of all animals that left the shelter during a specific time period.

*** Adjusted Live Release Rate is the total number of animals that were adopted, transferred, or returned to their owners out of all animals that left the shelter and were considered adoptable during a specific time period. See adoptable definition under table above.