



Animal Services Shelter Stats

Data Between 04/01/2021 and 04/30/2021

Shelter Stats

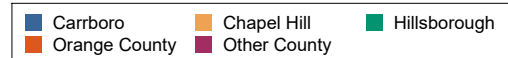
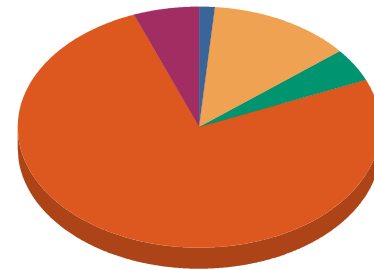
Population

	DOG	CAT	OTHER	Total
Beginning Count	40	89	1	130
Intakes	54	110	15	179
Outcomes	55	72	8	135
Ending Count	39	127	8	174

Intake Breakdown

	Strays	Surrender	Total
Carrboro	2 1.49%	4 8.89%	6 3.35%
Chapel Hill	17 12.69%	16 35.56%	33 18.44%
Hillsborough	6 4.48%	3 6.67%	9 5.03%
Orange County	101 75.37%	21 46.67%	122 68.16%
Other County	8 5.97%	1 2.22%	9 5.03%
Total	134 100%	45 100%	179 100%

Animal Intake



Adoption Returns within 30 days

	DOG	CAT	Total
Total	3	1	4

Status of Animals Returned between 04/01/2021 and 04/30/2021

	DOG	CAT	Total
Adoption	2	1	3
Transfer	1	0	1
Total	3	1	4



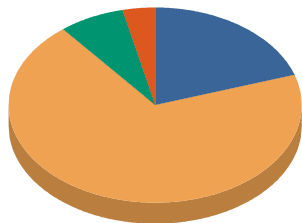
Animal Services Shelter Stats

Data Between 04/01/2021 and 04/30/2021

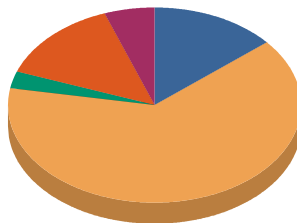
Total Dispositions of Animals

	DOG	CAT	OTHER	Total
Reclaimed	11 20.00%	10 13.89%	1 10.00%	22 16.06%
Adopted	38 69.09%	46 63.89%	2 20.00%	86 62.77%
Transfers	4 7.27%	2 2.78%	5 50.00%	11 8.03%
Euthanized	2 3.64%	10 13.89%	2 20.00%	14 10.22%
Died	0 0.00%	4 5.56%	0 0.00%	4 2.92%
Total	55 100.00%	72 100.00%	10 100.00%	137 100.00%

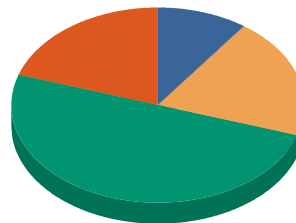
Animal and Outcome Type




DOG



CAT



OTHER





Animal Services Shelter Stats

Data Between 04/01/2021 and 04/30/2021

Euthanasia Breakdown

		DOG	CAT	OTHER	Total
	Behavioral	1 50.00%	0 0.00%	0 0.00%	1 7.14%
	Feral	0 0.00%	9 90.00%	0 0.00%	9 64.29%
	Medical	0 0.00%	1 10.00%	0 0.00%	1 7.14%
	Owner Request	1 50.00%	0 0.00%	0 0.00%	1 7.14%
	Others	0 0.00%	0 0.00%	2 100.00%	2 14.29%
	Total	2.00 100%	10.00 100%	2.00 100%	14.00 100%

Adoptable vs Non-Adoptable

	DOG	CAT	OTHER	Total
Non-Adoptable	0	13	0	13
Adoptable *	55	59	10	124
Total Dispositions				137

* Adoptable excludes Surrender for Euth, Feral cats, Died at Shelter, Confiscates, Bite Quarantines, and Rabies Exposures

Live Release of Adoptable & Reclaimed Animals

		DOG	CAT	OTHER	Total
Adoptable	Reclaimed	11	10	1	22
	Adopted	38	46	2	86
	Transfers	4	2	5	11
Total Live Release		53	58	8	119

**** Unadjusted Live Release Rate: 86.9%**

***** Adjusted Live Release Rate: 96.0%**

** Unadjusted Live Release rate is the total number of animals that were adopted, transferred, or returned to their owners out of all animals that left the shelter during a specific time period.

*** Adjusted Live Release Rate is the total number of animals that were adopted, transferred, or returned to their owners out of all animals that left the shelter and were considered adoptable during a specific time period. See adoptable definition under table above.