



Animal Services Shelter Stats

Data Between 03/01/2021 and 03/31/2021

Shelter Stats

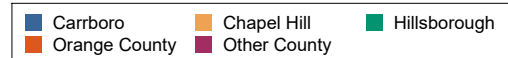
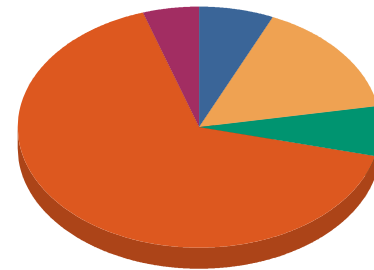
Population

	DOG	CAT	OTHER	Total
Beginning Count	44	64	4	112
Intakes	67	91	3	161
Outcomes	70	64	6	140
Ending Count	41	91	1	133

Intake Breakdown

	Strays	Surrender	Total
Carrboro	8 6.61%	8 20.00%	16 9.94%
Chapel Hill	19 15.70%	4 10.00%	23 14.29%
Hillsborough	8 6.61%	4 10.00%	12 7.45%
Orange County	80 66.12%	22 55.00%	102 63.35%
Other County	6 4.96%	2 5.00%	8 4.97%
Total	121 100%	40 100%	161 100%

Animal Intake



Adoption Returns within 30 days

	DOG	CAT	Total
Total	3	2	5

Status of Animals Returned between 03/01/2021 and 03/31/2021

	DOG	CAT	Total
Adoption	2	2	4
Transfer	1	0	1
Total	3	2	5




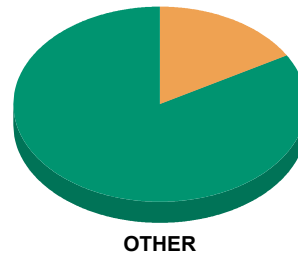
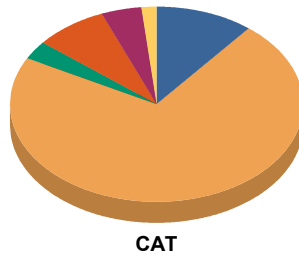
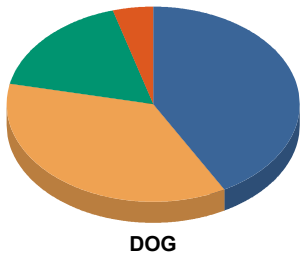
Animal Services Shelter Stats

Data Between 03/01/2021 and 03/31/2021

Total Dispositions of Animals

	DOG	CAT	OTHER	Total
Reclaimed	29 42.03%	7 10.94%	0 0.00%	36 25.90%
Adopted	25 36.23%	46 71.88%	1 16.67%	72 51.80%
Transfers	12 17.39%	2 3.13%	5 83.33%	19 13.67%
Euthanized	3 4.35%	5 7.81%	0 0.00%	8 5.76%
Died	0 0.00%	3 4.69%	0 0.00%	3 2.16%
Others	0 0.00%	1 1.56%	0 0.00%	1 0.72%
Total	69 100.00%	64 100.00%	6 100.00%	139 100.00%

Animal and Outcome Type





Animal Services Shelter Stats

Data Between 03/01/2021 and 03/31/2021

Euthanasia Breakdown

		DOG	CAT	Total
	Behavioral	2 66.67%	0 0.00%	2 25.00%
	Feral	0 0.00%	5 100.00%	5 62.50%
	Owner Request	1 33.33%	0 0.00%	1 12.50%
	Total	3.00 100%	5.00 100%	8.00 100%

Adoptable vs Non-Adoptable

	DOG	CAT	OTHER	Total
Non-Adoptable	1	8	0	9
Adoptable *	68	56	6	130
Total Dispositions				139

* Adoptable excludes Surrender for Euth, Feral cats, Died at Shelter, Confiscates, Bite Quarantines, and Rabies Exposures

Live Release of Adoptable & Reclaimed Animals

		DOG	CAT	OTHER	Total
Adoptable	Reclaimed	29	7	0	36
	Adopted	25	46	1	72
	Transfers	12	2	5	19
Total Live Release		66	55	6	127

**** Unadjusted Live Release Rate: 91.4%**

***** Adjusted Live Release Rate: 97.7%**

** Unadjusted Live Release rate is the total number of animals that were adopted, transferred, or returned to their owners out of all animals that left the shelter during a specific time period.

*** Adjusted Live Release Rate is the total number of animals that were adopted, transferred, or returned to their owners out of all animals that left the shelter and were considered adoptable during a specific time period. See adoptable definition under table above.