



Animal Services Shelter Stats

Data Between 12/01/2020 and 12/31/2020

Shelter Stats

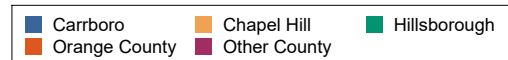
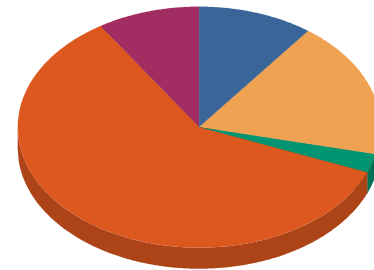
Population

	DOG	CAT	OTHER	Total
Beginning Count	39	177	4	220
Intakes	71	60	7	138
Outcomes	74	145	1	220
Ending Count	36	92	10	138

Intake Breakdown

	Strays	Surrender	Total
Carrboro	9 10.34%	5 9.80%	14 10.14%
Chapel Hill	16 18.39%	4 7.84%	20 14.49%
Hillsborough	2 2.30%	1 1.96%	3 2.17%
Orange County	52 59.77%	37 72.55%	89 64.49%
Other County	8 9.20%	4 7.84%	12 8.70%
Total	87 100%	51 100%	138 100%

Animal Intake



Adoption Returns within 30 days

	DOG	CAT	Total
Total	6	2	8

Status of Animals Returned between 12/01/2020 and 12/31/2020

	DOG	CAT	Total
Adoption	6	1	7
At Shelter	0	1	1
Total	6	2	8




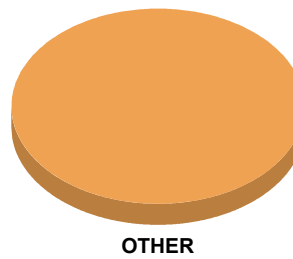
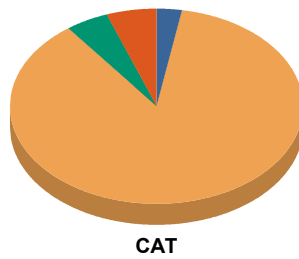
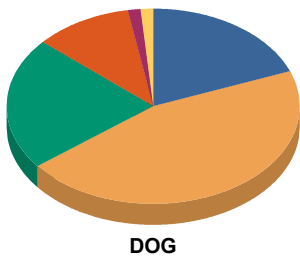
Animal Services Shelter Stats

Data Between 12/01/2020 and 12/31/2020

Total Dispositions of Animals

	DOG	CAT	OTHER	Total
Reclaimed	14 19.18%	4 2.76%	0 0.00%	18 8.22%
Adopted	33 45.21%	126 86.90%	1 100.00%	160 73.06%
Transfers	16 21.92%	7 4.83%	0 0.00%	23 10.50%
Euthanized	8 10.96%	8 5.52%	0 0.00%	16 7.31%
Died	1 1.37%	0 0.00%	0 0.00%	1 0.46%
Others	1 1.37%	0 0.00%	0 0.00%	1 0.46%
Total	73 100.00%	145 100.00%	1 100.00%	219 100.00%

Animal and Outcome Type





Animal Services Shelter Stats

Data Between 12/01/2020 and 12/31/2020

Euthanasia Breakdown

		DOG	CAT	Total
	Behavioral	6 75.00%	1 12.50%	7 43.75%
	Feral	0 0.00%	1 12.50%	1 6.25%
	Medical	2 25.00%	5 62.50%	7 43.75%
	Owner Request	0 0.00%	1 12.50%	1 6.25%
	Total	8.00 100%	8.00 100%	16.00 100%

Adoptable vs Non-Adoptable

	DOG	CAT	OTHER	Total
Non-Adoptable	3	1	0	4
Adoptable *	70	144	1	215
Total Dispositions				219

* Adoptable excludes Surrender for Euth, Feral cats, Died at Shelter, Confiscates, Bite Quarantines, and Rabies Exposures

Live Release of Adoptable & Reclaimed Animals

		DOG	CAT	OTHER	Total
Adoptable	Reclaimed	14	4	0	18
	Adopted	33	126	1	160
	Transfers	16	7	0	23
Total Live Release		63	137	1	201

**** Unadjusted Live Release Rate: 91.8%**

***** Adjusted Live Release Rate: 93.5%**

** Unadjusted Live Release rate is the total number of animals that were adopted, transferred, or returned to their owners out of all animals that left the shelter during a specific time period.

*** Adjusted Live Release Rate is the total number of animals that were adopted, transferred, or returned to their owners out of all animals that left the shelter and were considered adoptable during a specific time period. See adoptable definition under table above.