



# Animal Services Shelter Stats

Data Between 07/01/2020 and 07/31/2020

## Shelter Stats


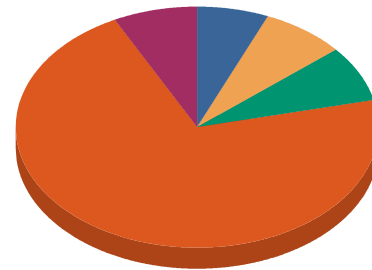
### Population

	DOG	CAT	OTHER	Total
<b>Beginning Count</b>	43	156	9	<b>208</b>
<b>Intakes</b>	94	128	15	<b>237</b>
<b>Outcomes</b>	99	134	15	<b>248</b>
<b>Ending Count</b>	38	150	9	<b>197</b>

### Intake Breakdown

	Strays	Surrender	Total
<b>Carrboro</b>	13 6.44%	2 5.71%	<b>15</b> <b>6.33%</b>
<b>Chapel Hill</b>	15 7.43%	8 22.86%	<b>23</b> <b>9.70%</b>
<b>Hillsborough</b>	15 7.43%	3 8.57%	<b>18</b> <b>7.59%</b>
<b>Orange County</b>	144 71.29%	20 57.14%	<b>164</b> <b>69.20%</b>
<b>Other County</b>	15 7.43%	2 5.71%	<b>17</b> <b>7.17%</b>
<b>Total</b>	<b>202</b> <b>100%</b>	<b>35</b> <b>100%</b>	<b>237</b> <b>100%</b>

### Animal Intake



### Adoption Returns within 30 days

	DOG	CAT	Total
<b>Total</b>	6	4	<b>10</b>

### Status of Animals Returned between 07/01/2020 and 07/31/2020

	DOG	CAT	Total
<b>Adoption</b>	4	2	<b>6</b>
<b>At Shelter</b>	1	2	<b>3</b>
<b>Transfer</b>	1	0	<b>1</b>
<b>Total</b>	<b>6</b>	<b>4</b>	<b>10</b>




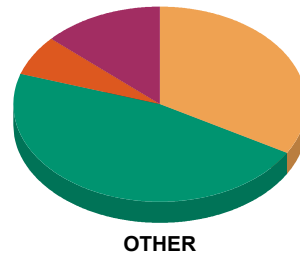
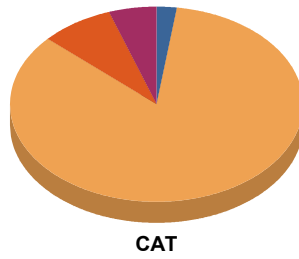
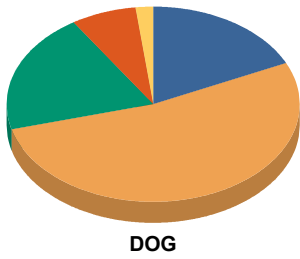
# Animal Services Shelter Stats

Data Between 07/01/2020 and 07/31/2020

## Total Dispositions of Animals

	<b>DOG</b>	<b>CAT</b>	<b>OTHER</b>	<b>Total</b>
<b>Reclaimed</b>	18 18.18%	3 2.24%	0 0.00%	<b>21</b> <b>8.47%</b>
<b>Adopted</b>	52 52.53%	113 84.33%	5 33.33%	<b>170</b> <b>68.55%</b>
<b>Transfers</b>	20 20.20%	0 0.00%	7 46.67%	<b>27</b> <b>10.89%</b>
<b>Euthanized</b>	7 7.07%	11 8.21%	1 6.67%	<b>19</b> <b>7.66%</b>
<b>Died</b>	0 0.00%	7 5.22%	2 13.33%	<b>9</b> <b>3.63%</b>
<b>Others</b>	2 2.02%	0 0.00%	0 0.00%	<b>2</b> <b>0.81%</b>
<b>Total</b>	<b>99</b> <b>100.00%</b>	<b>134</b> <b>100.00%</b>	<b>15</b> <b>100.00%</b>	<b>248</b> <b>100.00%</b>

## Animal and Outcome Type





# Animal Services Shelter Stats

Data Between 07/01/2020 and 07/31/2020

## Euthanasia Breakdown

		DOG	CAT	OTHER	Total
	<b>Behavioral</b>	5 71.43%	2 18.18%	0 0.00%	<b>7</b> <b>36.84%</b>
	<b>Feral</b>	0 0.00%	4 36.36%	0 0.00%	<b>4</b> <b>21.05%</b>
	<b>Medical</b>	2 28.57%	4 36.36%	0 0.00%	<b>6</b> <b>31.58%</b>
	<b>Owner Request</b>	0 0.00%	1 9.09%	0 0.00%	<b>1</b> <b>5.26%</b>
	<b>Others</b>	0 0.00%	0 0.00%	1 100.00%	<b>1</b> <b>5.26%</b>
	<b>Total</b>	<b>7.00</b> <b>100%</b>	<b>11.00</b> <b>100%</b>	<b>1.00</b> <b>100%</b>	<b>19.00</b> <b>100%</b>

## Adoptable vs Non-Adoptable

	DOG	CAT	OTHER	Total
<b>Non-Adoptable</b>	<b>3</b>	<b>12</b>	<b>2</b>	<b>17</b>
<b>Adoptable *</b>	<b>96</b>	<b>122</b>	<b>13</b>	<b>231</b>
<b>Total Dispositions</b>				<b>248</b>

\* Adoptable excludes Surrender for Euth, Feral cats, Died at Shelter, Confiscates, Bite Quarantines, and Rabies Exposures

## Live Release of Adoptable & Reclaimed Animals

		DOG	CAT	OTHER	Total
<b>Adoptable</b>	<b>Reclaimed</b>	18	3	0	<b>21</b>
	<b>Adopted</b>	52	113	5	<b>170</b>
	<b>Transfers</b>	20	0	7	<b>27</b>
<b>Total Live Release</b>		<b>90</b>	<b>116</b>	<b>12</b>	<b>218</b>

**\*\* Unadjusted Live Release Rate: 87.9%**

**\*\*\* Adjusted Live Release Rate: 94.4%**

\*\* Unadjusted Live Release rate is the total number of animals that were adopted, transferred, or returned to their owners out of all animals that left the shelter during a specific time period.

\*\*\* Adjusted Live Release Rate is the total number of animals that were adopted, transferred, or returned to their owners out of all animals that left the shelter and were considered adoptable during a specific time period. See adoptable definition under table above.