



Animal Services Shelter Stats

Data Between 02/01/2020 and 02/29/2020

Shelter Stats

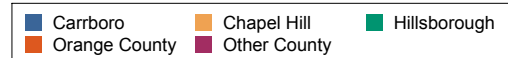
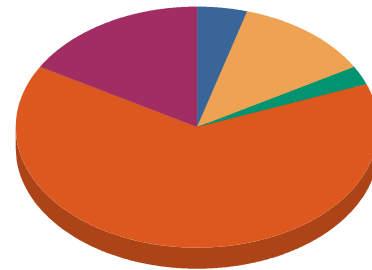
Population

	DOG	CAT	OTHER	Total
Beginning Count	101	65	15	181
Intakes	95	71	3	169
Outcomes	111	82	18	211
Ending Count	85	54	0	139

Intake Breakdown

	Strays	Surrender	Total
Carrboro	5 4.39%	2 3.64%	7 4.14%
Chapel Hill	14 12.28%	17 30.91%	31 18.34%
Hillsborough	3 2.63%	3 5.45%	6 3.55%
Orange County	73 64.04%	33 60.00%	106 62.72%
Other County	19 16.67%	0 0.00%	19 11.24%
Total	114 100%	55 100%	169 100%

Animal Intake



Adoption Returns within 30 days

	DOG	CAT	Total
Total	12	7	19

Status of Animals Returned between 02/01/2020 and 02/29/2020

	DOG	CAT	Total
Adoption	9	7	16
At Shelter	2	0	2
Euthanasia	1	0	1
Total	12	7	19




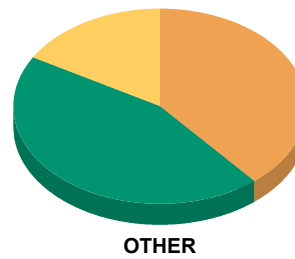
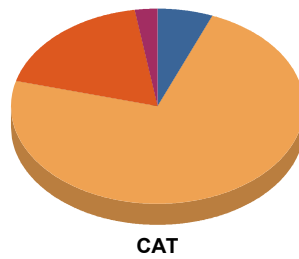
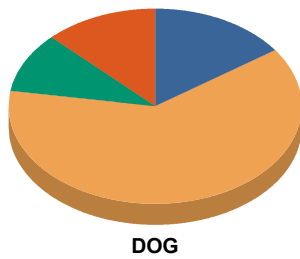
Animal Services Shelter Stats

Data Between 02/01/2020 and 02/29/2020

Total Dispositions of Animals

	DOG	CAT	OTHER	Total
Reclaimed	17 15.32%	5 6.10%	0 0.00%	22 10.43%
Adopted	69 62.16%	60 73.17%	7 38.89%	136 64.45%
Transfers	11 9.91%	0 0.00%	8 44.44%	19 9.00%
Euthanized	14 12.61%	15 18.29%	0 0.00%	29 13.74%
Died	0 0.00%	2 2.44%	0 0.00%	2 0.95%
Others	0 0.00%	0 0.00%	3 16.67%	3 1.42%
Total	111 100.00%	82 100.00%	18 100.00%	211 100.00%

Animal and Outcome Type





Animal Services Shelter Stats

Data Between 02/01/2020 and 02/29/2020

Euthanasia Breakdown

	DOG	CAT	Total
Behavioral	3 21.43%	2 13.33%	5 17.24%
Feral	0 0.00%	3 20.00%	3 10.34%
Medical	5 35.71%	7 46.67%	12 41.38%
Owner Request	1 7.14%	1 6.67%	2 6.90%
Test	5 35.71%	0 0.00%	5 17.24%
Others	0 0.00%	2 13.33%	2 6.90%
Total	14.00 100%	15.00 100%	29.00 100%

Adoptable vs Non-Adoptable

	DOG	CAT	OTHER	Total
Non-Adoptable	7	6	0	13
Adoptable *	104	76	18	198
Total Dispositions				211

* Adoptable excludes Surrender for Euth, Feral cats, Died at Shelter, Confiscates, Bite Quarantines, and Rabies Exposures

Live Release of Adoptable & Reclaimed Animals

	DOG	CAT	OTHER	Total
Adoptable				
Reclaimed	17	5	0	22
Adopted	69	60	7	136
Transfers	11	0	8	19
Total Live Release	97	65	15	177

**** Unadjusted Live Release Rate: 83.9%**

***** Adjusted Live Release Rate: 89.4%**

** Unadjusted Live Release rate is the total number of animals that were adopted, transferred, or returned to their owners out of all animals that left the shelter during a specific time period.

*** Adjusted Live Release Rate is the total number of animals that were adopted, transferred, or returned to their owners out of all animals that left the shelter and were considered adoptable during a specific time period. See adoptable definition under table above.