



Animal Services Shelter Stats

Data Between 11/01/2019 and 11/30/2019

Shelter Stats

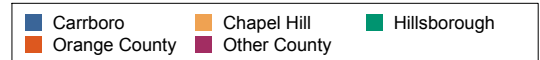
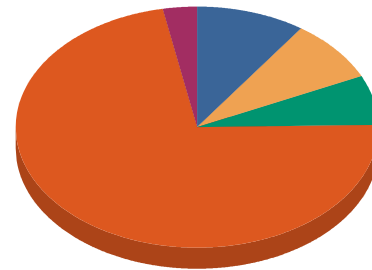
Population

	DOG	CAT	OTHER	Total
Beginning Count	95	182	31	308
Intakes	74	114	5	193
Outcomes	71	127	11	209
Ending Count	98	169	25	292

Intake Breakdown

	Strays	Surrender	Total
Carrboro	13 9.77%	5 8.33%	18 9.33%
Chapel Hill	11 8.27%	18 30.00%	29 15.03%
Hillsborough	9 6.77%	8 13.33%	17 8.81%
Orange County	96 72.18%	25 41.67%	121 62.69%
Other County	4 3.01%	4 6.67%	8 4.15%
Total	133 100%	60 100%	193 100%

Animal Intake



Adoption Returns within 30 days

	DOG	CAT	Total
Total	5	3	8

Status of Animals Returned between 11/01/2019 and 11/30/2019

	DOG	CAT	Total
Adoption	5	3	8
Total	5	3	8



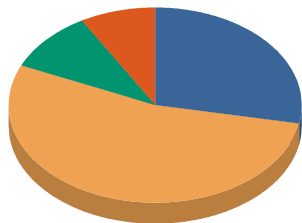
Animal Services Shelter Stats

Data Between 11/01/2019 and 11/30/2019

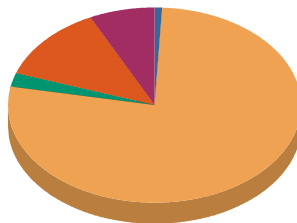
Total Dispositions of Animals

	DOG	CAT	OTHER	Total
Reclaimed	20 28.17%	1 0.79%	1 9.09%	22 10.53%
Adopted	38 53.52%	98 77.17%	7 63.64%	143 68.42%
Transfers	7 9.86%	3 2.36%	1 9.09%	11 5.26%
Euthanized	6 8.45%	16 12.60%	2 18.18%	24 11.48%
Died	0 0.00%	9 7.09%	0 0.00%	9 4.31%
Total	71 100.00%	127 100.00%	11 100.00%	209 100.00%

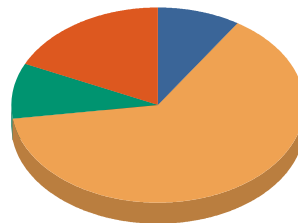
Animal and Outcome Type




DOG



CAT



OTHER





Animal Services Shelter Stats

Data Between 11/01/2019 and 11/30/2019

Euthanasia Breakdown

		DOG	CAT	OTHER	Total
	Behavioral	4 66.67%	4 25.00%	0 0.00%	8 33.33%
	Feral	0 0.00%	8 50.00%	0 0.00%	8 33.33%
	Medical	2 33.33%	4 25.00%	2 100.00%	8 33.33%
	Total	6.00 100%	16.00 100%	2.00 100%	24.00 100%

Adoptable vs Non-Adoptable

	DOG	CAT	OTHER	Total
Non-Adoptable	2	17	0	19
Adoptable *	69	110	11	190
Total Dispositions				209

* Adoptable excludes Surrender for Euth, Feral cats, Died at Shelter, Confiscates, Bite Quarantines, and Rabies Exposures

Live Release of Adoptable & Reclaimed Animals

		DOG	CAT	OTHER	Total
Adoptable	Reclaimed	20	1	1	22
	Adopted	38	98	7	143
	Transfers	7	3	1	11
Total Live Release		65	102	9	176

**** Unadjusted Live Release Rate: 84.2%**

***** Adjusted Live Release Rate: 92.6%**

** Unadjusted Live Release rate is the total number of animals that were adopted, transferred, or returned to their owners out of all animals that left the shelter during a specific time period.

*** Adjusted Live Release Rate is the total number of animals that were adopted, transferred, or returned to their owners out of all animals that left the shelter and were considered adoptable during a specific time period. See adoptable definition under table above.