



Animal Services Shelter Stats

Data Between 10/01/2019 and 10/31/2019

Shelter Stats


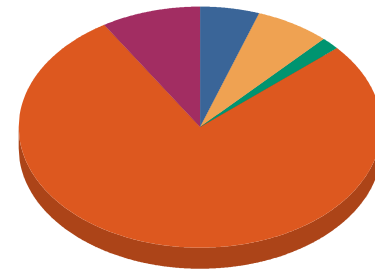
Population

	DOG	CAT	OTHER	Total
Beginning Count	61	169	6	236
Intakes	158	125	46	329
Outcomes	121	112	21	254
Ending Count	98	182	31	311

Intake Breakdown

	Strays	Surrender	Total
Carrboro	13 5.20%	6 7.59%	19 5.78%
Chapel Hill	17 6.80%	21 26.58%	38 11.55%
Hillsborough	4 1.60%	2 2.53%	6 1.82%
Orange County	194 77.60%	45 56.96%	239 72.64%
Other County	22 8.80%	5 6.33%	27 8.21%
Total	250 100%	79 100%	329 100%

Animal Intake



Adoption Returns within 30 days

	DOG	CAT	Total
Total	4	8	12

Status of Animals Returned between 10/01/2019 and 10/31/2019

	DOG	CAT	Total
Adoption	3	1	4
At Shelter	0	7	7
Transfer	1	0	1
Total	4	8	12



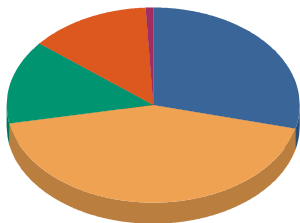
Animal Services Shelter Stats

Data Between 10/01/2019 and 10/31/2019

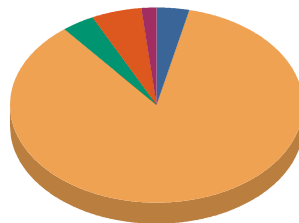
Total Dispositions of Animals

	DOG	CAT	OTHER	Total
Reclaimed	35 28.93%	4 3.57%	2 9.52%	41 16.14%
Adopted	52 42.98%	96 85.71%	10 47.62%	158 62.20%
Transfers	17 14.05%	4 3.57%	4 19.05%	25 9.84%
Euthanized	16 13.22%	6 5.36%	4 19.05%	26 10.24%
Died	1 0.83%	2 1.79%	1 4.76%	4 1.57%
Total	121 100.00%	112 100.00%	21 100.00%	254 100.00%

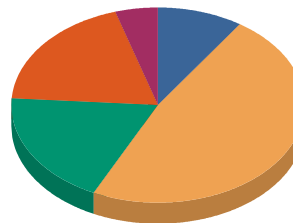
Animal and Outcome Type




DOG



CAT



OTHER





Animal Services Shelter Stats

Data Between 10/01/2019 and 10/31/2019

Euthanasia Breakdown

		DOG	CAT	OTHER	Total
	Behavioral	12 75.00%	0 0.00%	0 0.00%	12 46.15%
	Feral	0 0.00%	2 33.33%	0 0.00%	2 7.69%
	Medical	2 12.50%	4 66.67%	4 100.00%	10 38.46%
	Owner Request	2 12.50%	0 0.00%	0 0.00%	2 7.69%
	Total	16.00 100%	6.00 100%	4.00 100%	26.00 100%

Adoptable vs Non-Adoptable

	DOG	CAT	OTHER	Total
Non-Adoptable	5	4	1	10
Adoptable *	116	108	20	244
Total Dispositions				254

* Adoptable excludes Surrender for Euth, Feral cats, Died at Shelter, Confiscates, Bite Quarantines, and Rabies Exposures

Live Release of Adoptable & Reclaimed Animals

		DOG	CAT	OTHER	Total
Adoptable	Reclaimed	35	4	2	41
	Adopted	52	96	10	158
	Transfers	17	4	4	25
Total Live Release		104	104	16	224

**** Unadjusted Live Release Rate: 88.2%**

***** Adjusted Live Release Rate: 91.8%**

** Unadjusted Live Release rate is the total number of animals that were adopted, transferred, or returned to their owners out of all animals that left the shelter during a specific time period.

*** Adjusted Live Release Rate is the total number of animals that were adopted, transferred, or returned to their owners out of all animals that left the shelter and were considered adoptable during a specific time period. See adoptable definition under table above.