



Animal Services Shelter Stats

Data Between 07/01/2019 and 07/31/2019

Shelter Stats


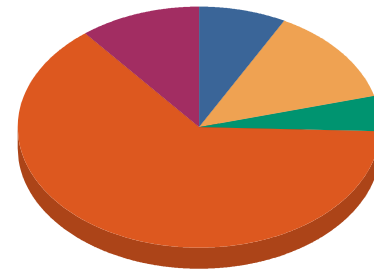
Population

	DOG	CAT	OTHER	Total
Beginning Count	66	239	2	307
Intakes	89	154	14	257
Outcomes	104	166	7	277
Ending Count	51	227	9	287

Intake Breakdown

	Strays	Surrender	Total
Carrboro	15 7.65%	7 11.48%	22 8.56%
Chapel Hill	26 13.27%	11 18.03%	37 14.40%
Hillsborough	9 4.59%	13 21.31%	22 8.56%
Orange County	125 63.78%	23 37.70%	148 57.59%
Other County	21 10.71%	7 11.48%	28 10.89%
Total	196 100%	61 100%	257 100%

Animal Intake



Adoption Returns within 30 days

	DOG	CAT	Total
Total	6	13	19

Status of Animals Returned between 07/01/2019 and 07/31/2019

	DOG	CAT	Total
Adoption	6	7	13
At Shelter	0	4	4
Euthanasia	0	2	2
Total	6	13	19




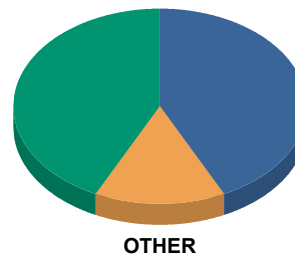
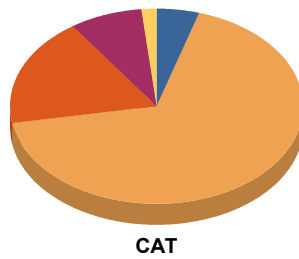
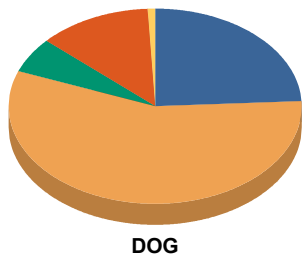
Animal Services Shelter Stats

Data Between 07/01/2019 and 07/31/2019

Total Dispositions of Animals

	DOG	CAT	OTHER	Total
Reclaimed	25 24.04%	8 4.82%	3 42.86%	36 13.00%
Adopted	59 56.73%	112 67.47%	1 14.29%	172 62.09%
Transfers	6 5.77%	0 0.00%	3 42.86%	9 3.25%
Euthanized	13 12.50%	30 18.07%	0 0.00%	43 15.52%
Died	0 0.00%	13 7.83%	0 0.00%	13 4.69%
Others	1 0.96%	3 1.81%	0 0.00%	4 1.44%
Total	104 100.00%	166 100.00%	7 100.00%	277 100.00%

Animal and Outcome Type





Animal Services Shelter Stats

Data Between 07/01/2019 and 07/31/2019

Euthanasia Breakdown

		DOG	CAT	Total
	Behavioral	8 61.54%	1 3.33%	9 20.93%
	Feral	0 0.00%	13 43.33%	13 30.23%
	Medical	3 23.08%	14 46.67%	17 39.53%
	Test	1 7.69%	1 3.33%	2 4.65%
	Others	1 7.69%	1 3.33%	2 4.65%
	Total	13.00 100%	30.00 100%	43.00 100%

Adoptable vs Non-Adoptable

	DOG	CAT	OTHER	Total
Non-Adoptable	5	27	0	32
Adoptable *	99	139	7	245
Total Dispositions				277

* Adoptable excludes Surrender for Euth, Feral cats, Died at Shelter, Confiscates, Bite Quarantines, and Rabies Exposures

Live Release of Adoptable & Reclaimed Animals

		DOG	CAT	OTHER	Total
Adoptable	Reclaimed	25	8	3	36
	Adopted	59	112	1	172
	Transfers	6	0	3	9
Total Live Release		90	120	7	217

**** Unadjusted Live Release Rate: 78.3%**

***** Adjusted Live Release Rate: 88.6%**

** Unadjusted Live Release rate is the total number of animals that were adopted, transferred, or returned to their owners out of all animals that left the shelter during a specific time period.

*** Adjusted Live Release Rate is the total number of animals that were adopted, transferred, or returned to their owners out of all animals that left the shelter and were considered adoptable during a specific time period. See adoptable definition under table above.