



Animal Services Shelter Stats

Data Between 06/01/2019 and 06/30/2019

Shelter Stats


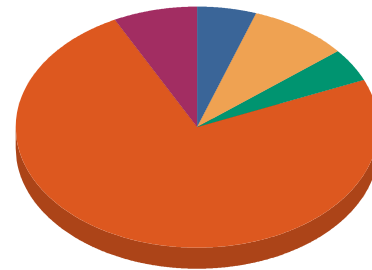
Population

	DOG	CAT	OTHER	Total
Beginning Count	61	230	8	299
Intakes	114	173	8	295
Outcomes	105	160	14	279
Ending Count	70	243	2	315

Intake Breakdown

	Strays	Surrender	Total
Carrboro	13 5.22%	1 2.17%	14 4.75%
Chapel Hill	22 8.84%	8 17.39%	30 10.17%
Hillsborough	11 4.42%	6 13.04%	17 5.76%
Orange County	184 73.90%	28 60.87%	212 71.86%
Other County	19 7.63%	3 6.52%	22 7.46%
Total	249 100%	46 100%	295 100%

Animal Intake



Adoption Returns within 30 days

	DOG	Total
Total	5	5

Status of Animals Returned between 06/01/2019 and 06/30/2019

	DOG	Total
Adoption	5	5
Total	5	5



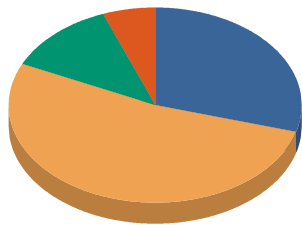
Animal Services Shelter Stats

Data Between 06/01/2019 and 06/30/2019

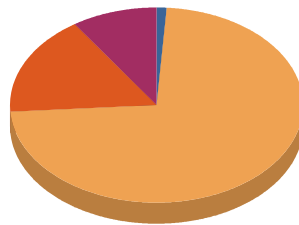
Total Dispositions of Animals

	DOG	CAT	OTHER	Total
Reclaimed	31 29.52%	2 1.25%	0 0.00%	33 11.83%
Adopted	55 52.38%	116 72.50%	8 57.14%	179 64.16%
Transfers	13 12.38%	0 0.00%	6 42.86%	19 6.81%
Euthanized	6 5.71%	27 16.88%	0 0.00%	33 11.83%
Died	0 0.00%	15 9.38%	0 0.00%	15 5.38%
Total	105 100.00%	160 100.00%	14 100.00%	279 100.00%

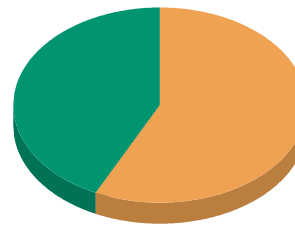
Animal and Outcome Type




DOG



CAT



OTHER





Animal Services Shelter Stats

Data Between 06/01/2019 and 06/30/2019

Euthanasia Breakdown

		DOG	CAT	Total
	Behavioral	4 66.67%	6 22.22%	10 30.30%
	Feral	0 0.00%	17 62.96%	17 51.52%
	Medical	0 0.00%	4 14.81%	4 12.12%
	Owner Request	1 16.67%	0 0.00%	1 3.03%
	Test	1 16.67%	0 0.00%	1 3.03%
	Total	6.00 100%	27.00 100%	33.00 100%

Adoptable vs Non-Adoptable

	DOG	CAT	OTHER	Total
Non-Adoptable	2	34	0	36
Adoptable *	103	126	14	243
Total Dispositions				279

* Adoptable excludes Surrender for Euth, Feral cats, Died at Shelter, Confiscates, Bite Quarantines, and Rabies Exposures

Live Release of Adoptable & Reclaimed Animals

		DOG	CAT	OTHER	Total
Adoptable	Reclaimed	31	2	0	33
	Adopted	55	116	8	179
	Transfers	13	0	6	19
Total Live Release		99	118	14	231

**** Unadjusted Live Release Rate: 82.8%**

***** Adjusted Live Release Rate: 95.1%**

** Unadjusted Live Release rate is the total number of animals that were adopted, transferred, or returned to their owners out of all animals that left the shelter during a specific time period.

*** Adjusted Live Release Rate is the total number of animals that were adopted, transferred, or returned to their owners out of all animals that left the shelter and were considered adoptable during a specific time period. See adoptable definition under table above.