



Animal Services Shelter Stats

Data Between 05/01/2019 and 05/31/2019

Shelter Stats

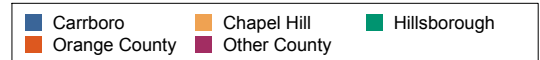
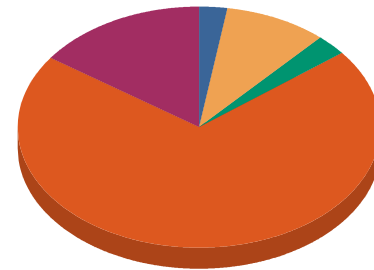
Population

	DOG	CAT	OTHER	Total
Beginning Count	75	131	0	206
Intakes	115	200	15	330
Outcomes	129	92	7	228
Ending Count	61	239	8	308

Intake Breakdown

	Strays	Surrender	Total
Carrboro	6 2.40%	9 11.25%	15 4.55%
Chapel Hill	23 9.20%	13 16.25%	36 10.91%
Hillsborough	7 2.80%	11 13.75%	18 5.45%
Orange County	176 70.40%	43 53.75%	219 66.36%
Other County	38 15.20%	4 5.00%	42 12.73%
Total	250 100%	80 100%	330 100%

Animal Intake



Adoption Returns within 30 days

	DOG	CAT	Total
Total	5	2	7

Status of Animals Returned between 05/01/2019 and 05/31/2019

	DOG	CAT	Total
Adoption	4	2	6
Transfer	1	0	1
Total	5	2	7



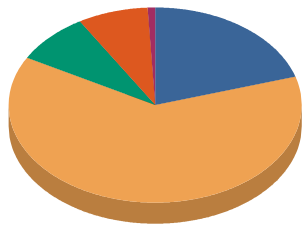
Animal Services Shelter Stats

Data Between 05/01/2019 and 05/31/2019

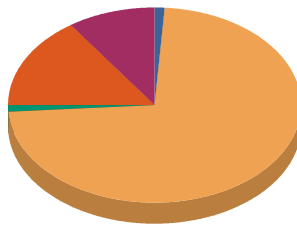
Total Dispositions of Animals

	DOG	CAT	OTHER	Total
Reclaimed	26 20.16%	1 1.09%	0 0.00%	27 11.84%
Adopted	81 62.79%	67 72.83%	5 71.43%	153 67.11%
Transfers	11 8.53%	1 1.09%	2 28.57%	14 6.14%
Euthanized	10 7.75%	14 15.22%	0 0.00%	24 10.53%
Died	1 0.78%	9 9.78%	0 0.00%	10 4.39%
Total	129 100.00%	92 100.00%	7 100.00%	228 100.00%

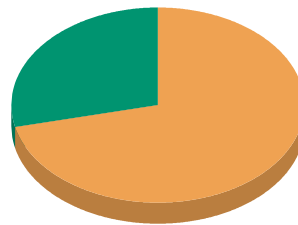
Animal and Outcome Type




DOG



CAT



OTHER





Animal Services Shelter Stats

Data Between 05/01/2019 and 05/31/2019

Euthanasia Breakdown

		DOG	CAT	Total
	Behavioral	8 80.00%	0 0.00%	8 33.33%
	Feral	0 0.00%	9 64.29%	9 37.50%
	Medical	2 20.00%	4 28.57%	6 25.00%
	Test	0 0.00%	1 7.14%	1 4.17%
	Total	10.00 100%	14.00 100%	24.00 100%

Adoptable vs Non-Adoptable

	DOG	CAT	OTHER	Total
Non-Adoptable	6	18	0	24
Adoptable *	123	74	7	204
Total Dispositions				228

* Adoptable excludes Surrender for Euth, Feral cats, Died at Shelter, Confiscates, Bite Quarantines, and Rabies Exposures

Live Release of Adoptable & Reclaimed Animals

		DOG	CAT	OTHER	Total
Adoptable	Reclaimed	26	1	0	27
	Adopted	81	67	5	153
	Transfers	11	1	2	14
Total Live Release		118	69	7	194

**** Unadjusted Live Release Rate: 85.1%**

***** Adjusted Live Release Rate: 95.1%**

** Unadjusted Live Release rate is the total number of animals that were adopted, transferred, or returned to their owners out of all animals that left the shelter during a specific time period.

*** Adjusted Live Release Rate is the total number of animals that were adopted, transferred, or returned to their owners out of all animals that left the shelter and were considered adoptable during a specific time period. See adoptable definition under table above.