



Animal Services Shelter Stats

Data Between 03/01/2019 and 03/31/2019

Shelter Stats

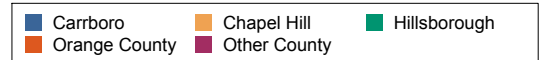
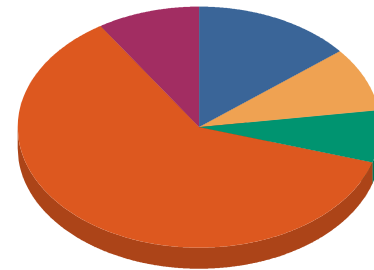
Population

	DOG	CAT	OTHER	Total
Beginning Count	53	41	9	103
Intakes	108	113	65	286
Outcomes	108	77	61	246
Ending Count	53	77	13	143

Intake Breakdown

	Strays	Surrender	Total
Carrboro	26 14.05%	3 2.97%	29 10.14%
Chapel Hill	16 8.65%	10 9.90%	26 9.09%
Hillsborough	13 7.03%	7 6.93%	20 6.99%
Orange County	113 61.08%	74 73.27%	187 65.38%
Other County	17 9.19%	7 6.93%	24 8.39%
Total	185 100%	101 100%	286 100%

Animal Intake



Adoption Returns within 30 days

	DOG	CAT	Total
Total	7	3	10

Status of Animals Returned between 03/01/2019 and 03/31/2019

	DOG	CAT	Total
Adoption	5	3	8
At Shelter	2	0	2
Total	7	3	10



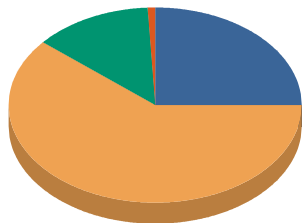
Animal Services Shelter Stats

Data Between 03/01/2019 and 03/31/2019

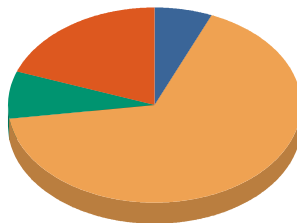
Total Dispositions of Animals

	DOG	CAT	OTHER	Total
Reclaimed	27 25.00%	5 6.49%	2 3.28%	34 13.82%
Adopted	66 61.11%	51 66.23%	18 29.51%	135 54.88%
Transfers	14 12.96%	6 7.79%	33 54.10%	53 21.54%
Euthanized	1 0.93%	15 19.48%	0 0.00%	16 6.50%
Died	0 0.00%	0 0.00%	8 13.11%	8 3.25%
Total	108 100.00%	77 100.00%	61 100.00%	246 100.00%

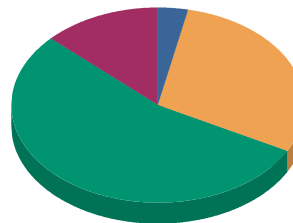
Animal and Outcome Type




DOG



CAT



OTHER





Animal Services Shelter Stats

Data Between 03/01/2019 and 03/31/2019

Euthanasia Breakdown

		DOG	CAT	Total
	Feral	0 0.00%	11 73.33%	11 68.75%
	Medical	1 100.00%	2 13.33%	3 18.75%
	Test	0 0.00%	2 13.33%	2 12.50%
	Total	1.00 100%	15.00 100%	16.00 100%

Adoptable vs Non-Adoptable

	DOG	CAT	OTHER	Total
Non-Adoptable	0	11	8	19
Adoptable *	108	66	53	227
Total Dispositions				246

* Adoptable excludes Surrender for Euth, Feral cats, Died at Shelter, Confiscates, Bite Quarantines, and Rabies Exposures

Live Release of Adoptable & Reclaimed Animals

		DOG	CAT	OTHER	Total
Adoptable	Reclaimed	27	5	2	34
	Adopted	66	51	18	135
	Transfers	14	6	33	53
Total Live Release		107	62	53	222

**** Unadjusted Live Release Rate: 90.2%**

***** Adjusted Live Release Rate: 97.8%**

** Unadjusted Live Release rate is the total number of animals that were adopted, transferred, or returned to their owners out of all animals that left the shelter during a specific time period.

*** Adjusted Live Release Rate is the total number of animals that were adopted, transferred, or returned to their owners out of all animals that left the shelter and were considered adoptable during a specific time period. See adoptable definition under table above.