



Animal Services Shelter Stats

Data Between 01/01/2019 and 01/31/2019

Shelter Stats

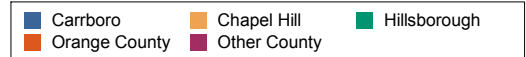
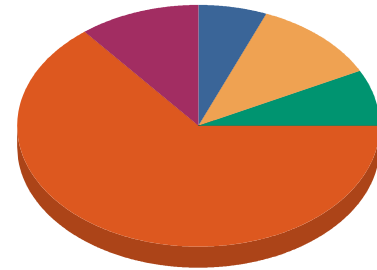
Population

	DOG	CAT	OTHER	Total
Beginning Count	86	100	5	191
Intakes	117	57	15	189
Outcomes	132	109	11	252
Ending Count	71	48	9	128

Intake Breakdown

	Strays	Surrender	Total
Carrboro	9 6.08%	4 9.76%	13 6.88%
Chapel Hill	17 11.49%	7 17.07%	24 12.70%
Hillsborough	11 7.43%	6 14.63%	17 8.99%
Orange County	95 64.19%	21 51.22%	116 61.38%
Other County	16 10.81%	3 7.32%	19 10.05%
Total	148 100%	41 100%	189 100%

Animal Intake



Adoption Returns within 30 days

	DOG	CAT	Total
Total	10	6	16

Status of Animals Returned between 01/01/2019 and 01/31/2019

	DOG	CAT	Total
Adoption	10	6	16
Total	10	6	16



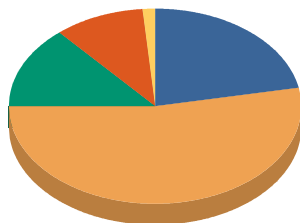
Animal Services Shelter Stats

Data Between 01/01/2019 and 01/31/2019

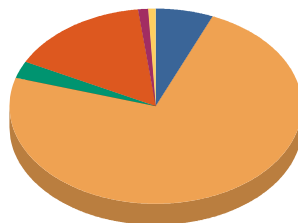
Total Dispositions of Animals

	DOG	CAT	OTHER	Total
Reclaimed	29 21.97%	7 6.42%	0 0.00%	36 14.29%
Adopted	70 53.03%	80 73.39%	7 63.64%	157 62.30%
Transfers	18 13.64%	3 2.75%	2 18.18%	23 9.13%
Euthanized	13 9.85%	17 15.60%	2 18.18%	32 12.70%
Died	0 0.00%	1 0.92%	0 0.00%	1 0.40%
Others	2 1.52%	1 0.92%	0 0.00%	3 1.19%
Total	132 100.00%	109 100.00%	11 100.00%	252 100.00%

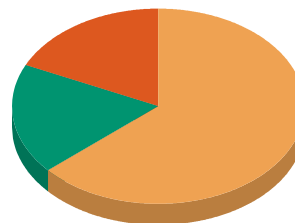
Animal and Outcome Type




DOG



CAT



OTHER





Animal Services Shelter Stats

Data Between 01/01/2019 and 01/31/2019

Euthanasia Breakdown

		DOG	CAT	OTHER	Total
	Behavioral	7 53.85%	3 17.65%	0 0.00%	10 31.25%
	Feral	0 0.00%	14 82.35%	0 0.00%	14 43.75%
	Medical	6 46.15%	0 0.00%	2 100.00%	8 25.00%
	Total	13.00 100%	17.00 100%	2.00 100%	32.00 100%

Adoptable vs Non-Adoptable

	DOG	CAT	OTHER	Total
Non-Adoptable	7	15	0	22
Adoptable *	125	94	11	230
Total Dispositions				252

* Adoptable excludes Surrender for Euth, Feral cats, Died at Shelter, Confiscates, Bite Quarantines, and Rabies Exposures

Live Release of Adoptable & Reclaimed Animals

		DOG	CAT	OTHER	Total
Adoptable	Reclaimed	29	7	0	36
	Adopted	70	80	7	157
	Transfers	18	3	2	23
Total Live Release		117	90	9	216

**** Unadjusted Live Release Rate: 85.7%**

***** Adjusted Live Release Rate: 93.9%**

** Unadjusted Live Release rate is the total number of animals that were adopted, transferred, or returned to their owners out of all animals that left the shelter during a specific time period.

*** Adjusted Live Release Rate is the total number of animals that were adopted, transferred, or returned to their owners out of all animals that left the shelter and were considered adoptable during a specific time period. See adoptable definition under table above.