



Animal Services Shelter Stats

Data Between 09/01/2018 and 09/30/2018

Shelter Stats

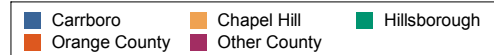
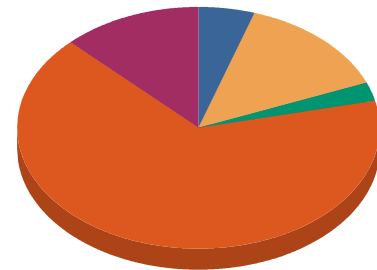
Population

	DOG	CAT	OTHER	Total
Beginning Count	70	136	7	213
Intakes	117	164	6	287
Outcomes	107	104	6	217
Ending Count	80	196	7	283

Intake Breakdown

	Strays	Surrender	Total
Carrboro	12 5.13%	4 7.55%	16 5.57%
Chapel Hill	32 13.68%	10 18.87%	42 14.63%
Hillsborough	6 2.56%	2 3.77%	8 2.79%
Orange County	155 66.24%	36 67.92%	191 66.55%
Other County	29 12.39%	1 1.89%	30 10.45%
Total	234 100%	53 100%	287 100%

Animal Intake



Adoption Returns within 30 days

	DOG	CAT	Total
Total	3	1	4

Status of Animals Returned between 09/01/2018 and 09/30/2018

	DOG	CAT	Total
Adoption	3	1	4
Total	3	1	4



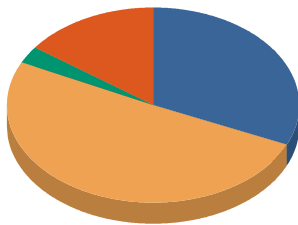
Animal Services Shelter Stats

Data Between 09/01/2018 and 09/30/2018

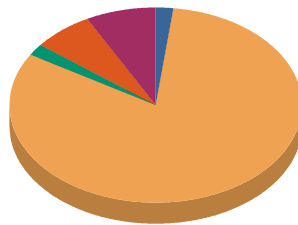
Total Dispositions of Animals

	DOG	CAT	OTHER	Total
Reclaimed	34 31.78%	2 1.92%	1 16.67%	37 17.05%
Adopted	54 50.47%	85 81.73%	5 83.33%	144 66.36%
Transfers	3 2.80%	2 1.92%	0 0.00%	5 2.30%
Euthanized	16 14.95%	7 6.73%	0 0.00%	23 10.60%
Died	0 0.00%	8 7.69%	0 0.00%	8 3.69%
Total	107 100.00%	104 100.00%	6 100.00%	217 100.00%

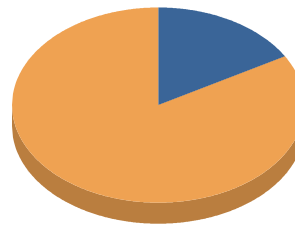
Animal and Outcome Type




DOG



CAT



OTHER





Animal Services Shelter Stats

Data Between 09/01/2018 and 09/30/2018

Euthanasia Breakdown

		DOG	CAT	Total
	Behavioral	9 56.25%	0 0.00%	9 39.13%
	Feral	0 0.00%	2 28.57%	2 8.70%
	Medical	2 12.50%	5 71.43%	7 30.43%
	Owner Request	5 31.25%	0 0.00%	5 21.74%
	Total	16.00 100%	7.00 100%	23.00 100%

Adoptable vs Non-Adoptable

	DOG	CAT	OTHER	Total
Non-Adoptable	5	10	0	15
Adoptable *	102	94	6	202
Total Dispositions				217

* Adoptable excludes Surrender for Euth, Feral cats, Died at Shelter, Confiscates, Bite Quarantines, and Rabies Exposures

Live Release of Adoptable & Reclaimed Animals

		DOG	CAT	OTHER	Total
Adoptable	Reclaimed	34	2	1	37
	Adopted	54	85	5	144
	Transfers	3	2	0	5
Total Live Release		91	89	6	186

**** Unadjusted Live Release Rate: 85.7%**

***** Adjusted Live Release Rate: 92.1%**

** Unadjusted Live Release rate is the total number of animals that were adopted, transferred, or returned to their owners out of all animals that left the shelter during a specific time period.

*** Adjusted Live Release Rate is the total number of animals that were adopted, transferred, or returned to their owners out of all animals that left the shelter and were considered adoptable during a specific time period. See adoptable definition under table above.